

MATHEMATICS
Grade 1–3
English/Xitsonga
DICTIONARY

Introduction

In almost every South African classroom you will find speakers of a number of different languages. Because of this, you may need to teach in a slightly different way to include all learners. Firstly, acknowledge that your learners may speak a number of different languages, and find out more about the home languages of each learner. Then, use the bilingual dictionary to help you as you teach mathematics.



This bilingual dictionary includes the daily list of **lesson vocabulary** that is included in the lesson plans and the teacher's notes. In the dictionary you will find explanations and diagrams for the lesson vocabulary. It is structured in alphabetical order according to the English terms.

Lesson vocabulary is the important mathematical vocabulary that is used in the lesson. Please go through the lesson vocabulary as part of your lesson preparation. These terms are important as they are the language of mathematics that each learner needs to learn and understand, in order to build a solid foundation and understanding of this subject. It is important to explain these words to your learners, and to encourage learners to use them as well.

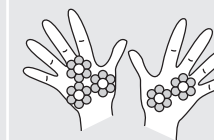
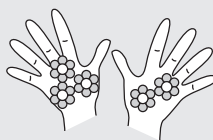
You should also use more than one language to explain the words if necessary – the dictionary will help you to do this. Many South African mathematics teachers already code-switch to help their learners understand mathematical concepts and terms. This means that they alternate between two or more languages when explaining mathematics. Research has shown that this is a very useful practice that does indeed help learners to understand. Code-switching allows teachers and learners to draw on all of their language skills to learn, rather than to be limited by one language only. This practice is now used internationally, and is also called 'translanguaging'.

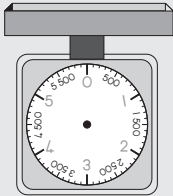
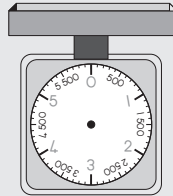
If you have learners in your class who are not yet comfortable in the LoLT (Language of Teaching and Learning), try and explain the word in a language they understand. You can also use gestures or pictures to help you explain a concept. Another strategy is to let learners who speak the same language discuss the concept in their home language, and explain to each other.

The revised CAPS Section 4 (Assessment) endorses the use of more than one language to speak mathematically.

Maths word	Explanation/diagram	Rito ra matematiki	Dayigiramu/nhlamuselo
Aa			
above (position)	In a higher place than. E.g. The bird is higher than the dog. 	ehenhla (ndhawu)	Eka ndhawu ya le henhla. Xik: Xinyenyana xi le henhla ku tlula mbyana. 
across	Go from one side to another. E.g. You walk across the road. You can draw a line across your page.	tsemakanya	Ku famba u suka eka tlhelo rin'wana u ya eka rin'wanyana. Xik: U nga tsemakanya patu. U nga dirowa ntila wu hingakanya pheji ra wena.
add	To join two or more numbers together to find the total amount. E.g. $3 + 2 + 1 = 6$	hlanganisa	Ku hlanganisa tinomboro timbirhi kumbe to tala leswaku u kuma ntsengo. Xik: $3 + 2 + 1 = 6$
addend	When two numbers are added to each other they can be called addends. For example, in the number sentence $15 + 7 = 15$ is the first addend and 7 is the second addend.	xihlanganisiwa	Loko tinomboro timbirhi ti hlanganisiwa ti nga vuriwa swihlanganisiwa. Hi xikombiso, eka xivulwa xa tinomboro $15 + 7 =$, 15 i xihlanganisiwa xo sungula kutani 7 i xihlanganisiwa xa vumbirhi.
add hundreds	To add groups of 100 starting from any given number.	hlanganisa madzana/vudzana	Ku hlanganisa mintlawa ya 100 u sungula hi nomboro yihi ni yihi leyi nyikiweke.
add tens	To add groups of 10 starting from any given number.	hlanganisa vukhume	Ku hlanganisa mintlawa ya 10 u sungula hi nomboro yihi ni yihi leyi nyikiweke.
addition	The operation that involves calculating the sum of two or more numbers. E.g. $4 + 3 + 2 + 5 = 14$	ku hlanganisa	Opaxeni leyi katsaka ku khakhuleta ntsengo wa tinomboro timbirhi kumbe to tala. Xik: $4 + 3 + 2 + 5 = 14$
addition doubles	Adding two numbers that are the same. E.g. $5 + 5 = 10$; $8 + 8 = 16$.	ku hlanganisa hi kambirhi	Ku hlanganisa tinomboro timbirhi leti fanaka. Xik: $5 + 5 = 10$; $8 + 8 = 16$
addition facts	The basic sums of single digit numbers.	tinhlayo to hlanganisa	Tinhlayo ta masungulo ta tinomboro ta dijiti yin'we.
after (a number)	The number that comes next. E.g. 5 comes after 4 if you are counting up.	endzhaku ka (nomboro)	Nomboro leyi landzelaka. Xik: 5 yi ta endzhaku ka 4 loko u hlayela.

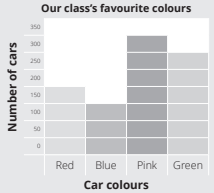
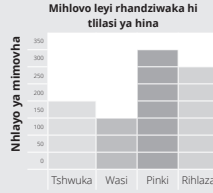


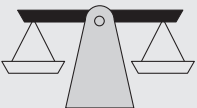
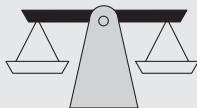




Maths word	Explanation/diagram	Rito ra matematiki	Dayigiramu/nhlamuselo
after (time)	A time/event that comes later than another time. E.g. You go home after the school day is finished.	endzhaku ka (nkarhi)	Nkarhi / xiendleko lexi rhangelaka xin'wana kuya hi nkarhi. Xik: U muka loko xikolo xi humile.
afternoon	The time between noon and evening. Noon is another word for midday and it is when the time is 12 o'clock in the middle of the day.	ndzhenga	Nkarhi wa le xikarhi ka nhlekanhi na madyambu. Nhlekanhi hi loko nkarhi wu ri 12 ehenhla ka nhloko exikarhi ka siku.
algorithm	A method of calculation which is shown using numeric and symbolic working. E.g. A horizontal algorithm involves writing the working across the page. A vertical algorithm involves writing things in columns of hundreds, tens and units.	algoritimi	Ndlela yo khakhuleta u tirhisa tinomboro ni mifungho . Xik: Algoritimi yo hingakanya yi katsa ku tsala ntirho kusuka eximatsini kuya exineneni xa pejhi. Algoritimi leyo thwixi yi katsa ku tsala swilo hi tikholomo ta madzana, makume na tiyuniti.
altogether	Take everything together. E.g. If you have 3 flowers in one hand and 2 flowers in the other hand, you have 5 flowers altogether.	hinkwaswo	Teka hinkwaswo xikan'we. Xik: Loko u ri na swiluva swa 3 exandleni xin'wana na swiluva swa 2 exandleni lexin'wana, u na swiluva swa 5 hinkwaswo ka swona.
am/pm	am – times in the morning from midnight until noon; pm – times in the afternoon after 12 o'clock (noon) and up to midnight.	nimpundzu / ndzhaku ka nhlekanhi	am – Minkarhi ya nimixo/ nimpundzu ku suka exikarhi ka vusiku ku fika ninhlekanhi; pm – Endzhaku ka nhlekanhi– Minkarhi ya nindzhenga endzhaku ka awara ya 12 ehenhla ka nhloko (nhlekanhi) kufika exikarhi ka vusiku.
amongst/between	When you share things between more than two people or groups you say “share amongst”. E.g. I share 40 sweets amongst my class of 40 learners.	exikarhi ka	Loko u ava swilo exikarhi ka vanhu vo tlula vambirhi kumbe mintlawa hi ri hi ava “exikarhi ka”. Xik: Ndzi ava 40 wa malekere exikarhi ka vadyondzi va 40 va tlilasi ya mina.
amount	“How much” of something. Similar to number. E.g. I have an amount of money but I have a number of eggs in my basket.	vunyingi	Vunyingi bya swilo. Swi fana na nomboro. Xik: Ndzi ni mali leyinying na matandza yo tala ebasikitini ya mina.
analogue clock/ analogue time	A clock with the numbers 1 to 12 around the face and a rotating short hand to show the hours, and long hands to show the minutes and seconds. E.g. The analogue time above is 8 o'clock.	wachi ya analogi/ nkarhi wa analogi	Wachi leyi nga na tinomboro ta 1 ku fika eka 12 na rimhondzo ro koma leri rhendzelekaka ku kombisa tiawara kasi rimhondzo ro leha ri kombisa timinete na tisekene. Xik: Nkarhi wa analogi laha henhla i 8 ehenhla ka nhloko.

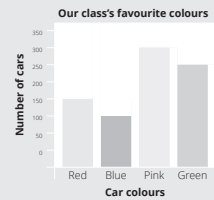










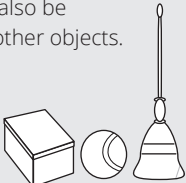


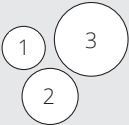
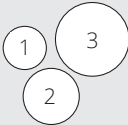
Maths word	Explanation/diagram	Rito ra matematiki	Dayigiramu/nhlamuselo
analogue scale	<p>A measuring scale that has a face which is marked so that you can read a measurement. E.g. This is a scale used to measure mass in kilograms.</p> 	xikalu xa analogi	<p>Xikalu xo pima lexi nga ni nghohe leyi funghiweke leswaku u kota ku hlayela mpimo. Xik: Lexi i xikalu lexi tirhiswaka ku pima ntiko/masa eka tikilogiramu.</p> 
analyse	To study carefully and think about what something means. In data handling learners have to analyse the data collected – they need to work out what it can tell them.	xopaxopela	Ku hlaya no anakanya swinene hi leswi nchumu wu vulaka swona. Eka ku lawula switiviwa vadyondzi va fanele va xopaxopela switiviwa leswi hlengeleteweke – va fanele ku kumisisa leswi swi va byelaka swona.
analyse (data)	To look at something closely to find a pattern or meaning in it.	kambisisa (switiviwa)	Ku languta swinene ku kota ku kuma patironi kumbe nhlamuselo ya xanchumu.
apparatus	Things that you use when you do practical work. E.g. The apparatus used when you do a capacity activity could be a jug, and some measuring cylinders.	swipfuneti	Swilo leswi u swi tirhisaka loko u endla ntirho wa mavoko. Xik: Swipfuneti leswi tirhiswaka eka nghingiriko wa vundzeni bya xilo ku nga va jeke na tasilindara to pima.
appropriate symbols	The symbols which are the right ones for the given question. E.g. If the question says “add 23 to 45” the appropriate symbol is an addition symbol “+”.	mifungho leyi faneleke	Mifungho leyi nga fanela eka xivutiso lexi vutisiweke. Xik: Loko xivutiso xi ku “hlanganisa 23 eka 45”, mfungho lowu faneleke i “+”.
area	The amount of surface enclosed by the perimeter of a 2-D shape. The surface area of a 3-D object is the amount of surface that covers the object.	ndhawu	Vukulu bya ndhawu ya le hansi leyi siviweke hi pherimitara ya xivumbeko xa 2-D. Ndhawu ya le hansi ya nchumu wa 3-D i vukulu bya ndhawu leyi ringanaka nchumu wolowo.
arrange	To put in an order or pattern. E.g. Arrange the ribbons from longest to shortest.	veketela	Ku veka swi landzelana kumbe hi patironi. Xik. Veketela ti rhiboni ku suka eka leyikulu swinene ku fikela eka leyitsongo swinene.
array	A set of objects or numbers that are arranged in an order, often in rows and columns in a grid.	nxaxamelo	Sete ya tinomboro kumbe swilo leswi lulamisiweke hi nxaxamelo wo karhi, ko tala swi va hi tinxaxa na tikholumu eka giridi.



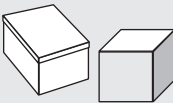
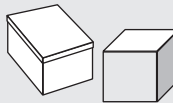
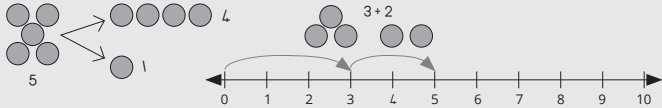
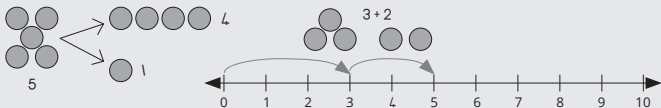
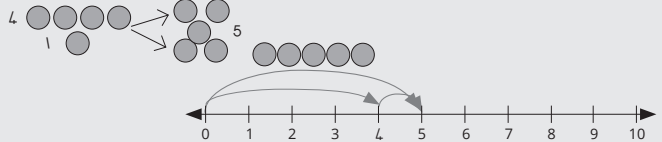
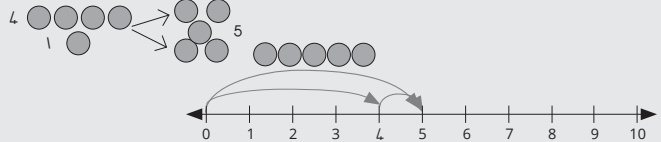
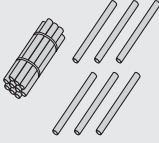
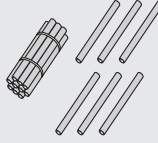
1	2	3	4
2	4	6	8
3	6	9	12


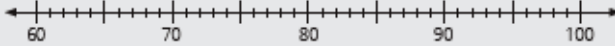


1	2	3	4
2	4	6	8
3	6	9	12

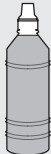





Maths word	Explanation/diagram	Rito ra matematiki	Dayigiramu/nhlamuselo
axes/axis	<p>The axes (axis – singular) of a graph are the vertical and horizontal lines which create a point of reference for the graph. E.g. The horizontal axis of this graph shows the colours of cars and the vertical axis shows how many of each type were counted in a survey.</p> 	akisisi/tiakisisi	<p>Akisisi ya girafu i mintila yo thwixi na yo hingakanya leyi vumbaka ndhawu leyi nga xiyiwaka eka girafu. Xik: akisisi yo hingakanya eka girafu leyi yi kombisa mihlovo ya mimovha kasi akisisi yo thwixi yi kombisa rixaka rin'wana na rin'wana leri hlayeriweke eka mbalango.</p> 
Bb			
back	<p>The part which is behind or at the end. E.g. Here you can see the front and the back of the giraffe. Also, if ten people are in a line, the last one is the one at the back.</p> 	endzhaku	<p>Xiphemu lexi nga endzhaku kumbe emakumu. Xik: Laha u nga swi kota ku vona emahlweni na le ndzhaku ka nhutlwa. Nakambe loko vanhu va khume va forile layini, wo hetelela hi loyi a yimeke endzhaku.</p> 
backwards	<p>In the reverse of the usual way. E.g. When you count backwards the numbers get smaller: 10, 9, 8, 7, ...</p>	xindzhaku	<p>Ku tlhelela endzhaku eka ndlela ya ntolovelo. Xik: Loko u hlayela hi xindzhaku tinomboro ti va letitsongo: 10, 9, 8, 7,...</p>
balance	<p>Having the same mass on either side. When there is the same mass on either side, the scale is said to balance.</p> 	ndzingano	<p>Ku va na ntiko wo fana matlhelo hinkwawo. Loko ntiko wu fana matlhelo hinkwawo, xikalu xi na ndzingano</p> 
balance scale	<p>A scale which is used to measure mass.</p> 	xikalu xa ndzinganiso	<p>Xikalu lexi tirhisiwaka ku pima ntiko.</p> 
ball shapes (spheres)	<p>A 3-dimensional (3-D) shape that is perfectly round.</p> 	swivumbeko swa tibolo (swirhendzevutana)	<p>Xivumbeko xa matlhelo ya 3 lexi nga xa xirhendzevutana xo helela.</p> 







Maths word	Explanation/diagram	Rito ra matematiki	Dayigiramu/nhlamuselo
bar graph	<p>A graph which shows the number of things using bars. E.g. This bar graph shows car colours from a survey.</p> 	girafu ya tibaba	<p>Girafu leyi kombisaka nhlayo ya swilo hi ku tirhisa tibaba. Xik: Girafu leyi ya tibaba yi kombisa mihlovo ya mimovha leyi kumiweke hi vulavisisi.</p> 
base ten	<p>The base of a number system that involves grouping in tens. E.g. Our number system uses a base of ten. There are ten units in one ten, ten tens in one hundred and so on.</p>	Tshaku ra khume	<p>Tshaku ra mahlayelelo lama katsaka mintlawantlawa ya xikhume. Xik: Mahlayelelo ya hina ma tirhisa tshaku ra khume. Ku ni swilo swa khume eka khume rin'we, makume ya khume eka dzana, tano tano.</p>
bathroom scale	<p>A scale that is used to measure mass. It is put on the ground and you stand on it and then you can read your mass.</p> 	xikalu xa bavhurhumu	<p>Xikalu lexi tirhisiwaka ku pima masa/ntiko. Xi vekwa ehansi kutani u yima ehenhla ka xona leswaku u kota ku hlaya ntiko wa wena.</p> 
before (position)	<p>A number that is in front of another number, in the counting sequence. E.g. 5 comes before 6.</p>	emahlweni ka (ndhawu)	<p>Nomboro leyi nga emahlweni ka yin'wana, eka nongonoko wo hlayela. Xik: 5 yi le mahlweni ka 6.</p>
before (time)	<p>A time/event that comes earlier than another time. E.g. You eat breakfast before you come to school.</p>	ekusunguleni (nkarhi)	<p>Nkarhi/ xiendleko lexi rhangelaka xin'wana kuya hi nkarhi. Xik: U dya swifihlulo u nga si ya exikolweni.</p>
behind (position)	<p>At the back. E.g. The dinosaur is behind the tree.</p> 	endzhaku ka (ndhawu)	<p>Endzhaku. Xik: dayinasoro yi le ndzhaku ka murhi.</p> 



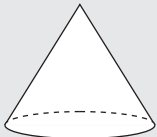
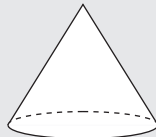
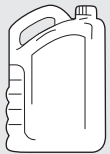
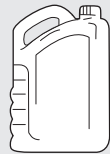
Maths word	Explanation/diagram		Rito ra matematiki	Dayigiramu/nhlamuselo	
below (position)	Beneath, or in a lower place than. E.g. The dog is below the bird.		ehansi ka (ndhawu)	Ehansi ka xin'wana. Xik: Mbyana yi le hansi ka xinyenyana.	
between/in between (position)	A number or numbers in the middle of two numbers. E.g. 4 and 5 are between 3 and 6. 	An object can also be between two other objects. E.g. The ball is between the box and the broom. 	xikarhi /exikarhi ka (ndhawu)	Nomboro kumbe tinomboro leti nga exikarhi ka tinomboro timbirhi. Xik: 4 na 5 ti le xikarhi ka 3 na 6. 	Xilo kumbe nchumu wu nga va exikarhi ka swilo swimbirhi. Xik: Bolo yi le xikarhi ka bokisi na nkukulo. 
big, bigger, biggest (number)/ bigger than	When you order numbers you might use words such as big, bigger and biggest. E.g. 5 is bigger than 4. If you have the numbers 45, 46 and 47, then 47 is the biggest of those numbers.		kulu, kulunyana, kulu swinene (nomboro) /kulu ku tlula	Loko u longoloxa tinomboro u nga tirhisa marito yo tanihi kulu, kulunyana na kulu swinene. Xik: 5 i yikulu eka 4. Loko u ri na tinomboro ta 45, 46 na 47, 47 i nomboro leyikulu swinene eka tona.	
big, bigger, biggest (shape)	Shapes come in different sizes and can be ordered according to their size. E.g. Circle 1 is big, but circle 2 is bigger and circle 3 is the biggest.		kulu, kulunyana, kulu swinene (xivumbeko)	Swivumbeko swi ta hi tisayizi to hambanahambana naswona swi nga xaxametiwa ku ya hi tisayizi ta swona. Xik: Xirhendzevutana xa 1 hi lexikulu, xirhendzevutana xa 2 hi lexikulunyana kasi xirhendzevutana xa 3 hi lexikulu swinene.	
biggest (number)	When we write numbers in order, we will write them from the smallest to the biggest or from the biggest to the smallest. E.g. 32, 33, 34, 35, is written from the smallest to the biggest.		kulu swinene (nomboro)	Loko hi tsala tinomboro hi ndzandzelelano wa tona, hi tsala ku suka eka leyitsongo swinene ku ya eka leyikulu swinene. Xik: 32, 33, 34, 35, ti tsariwile ku suka eka leyitsongo swinene ku ya eka leyikulu swinene.	
birthday	The day you were born. E.g. 15 February 2006.		siku ra ku velekiwa	Siku leri u velekiweke hi rona. Xik: 15 Nyenyenyani 2006	

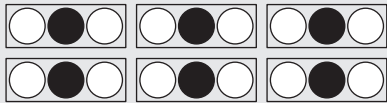
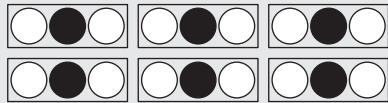
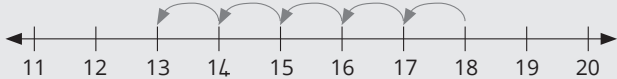
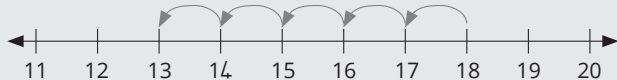
Maths word	Explanation/diagram	Rito ra matematiki	Dayigiramu/nhlamuselo
bottom	The lowest or deepest part of anything. E.g. The thick book is at the bottom of the pile. 	ehansi	Xiphemu xa le hansi xa nchumu wun'wana na wun'wana. Xik: Buku yo bumbula yi le hansi eka nhulu ya tibuku. 
box shapes (prisms)	A solid object that has six faces. 	swivumbeko swa mabokisi (tiphirizimi)	Xilo xo tiya lexi nga na tinghohe ta tsevu. 
break down/ breaking down	Breaking down numbers is done when a number is broken down to two smaller numbers. E.g. $5 = 4 + 1$ or $5 = 3 + 2$ 	ku thantlha	Ku thantlha tinomboro ku endliwa loko nomboro yi thantlhiwa yi va tinomboro timbirhi letitsongo. Xik: $5 = 4 + 1$ kumbe $5 = 3 + 2$ 
bridging through ten	When adding units together and the answer is bigger than ten. E.g. $8 + 7 = 15$.	ku tlelela hi khume	Loko hi hlanganisa tiyuniti kutani nhlamulo yi kumeka yi hundza khume. Xik: $8 + 7 = 15$
build up/building up	Building up numbers is when numbers are put together to make other bigger numbers. E.g. 	aka /ku aka	Ku aka tinomboro loko tinomboro ti vekiwile swin'we ku vumba tinomboro letikulu. Xik: 
bundle	A group of things put together. They could be tied up (for example with string). In the drawing you can see one bundle of 10 sticks and 6 loose sticks which are not bundled. 	Nyandza	Ntlawa wa swilo leswi vekiweke swin'we. Swi nga va swi bohiwile (xikombiso, hi ngoti). Exifanisweni u nga kota ku vona nyandza ya 10 wa tinhonga na 6 wa tinhonga leti nga hangalaka. 
buy	Hand over money to pay for goods.	xava	Ku humesa mali u hakelela swilo.

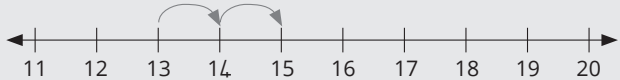





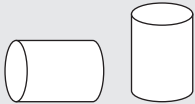
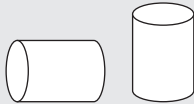
Maths word	Explanation/diagram	Rito ra matematiki	Dayigiramu/nhlamuselo
Cc			
calculate	Find the answer. Work out the solution.	khakhuleta	Kuma nhlamulo. Kuma xitshunxo.
calculation	Mathematical working with numbers.	ku khakhuleta	Matirhele ya matematiki hi tinomboro.
calculation strategies	Mathematical working can be done in different ways – these are called strategies. E.g. To add numbers together you could calculate the answer by counting all the numbers, using doubling, writing out the numbers in columns and adding the tens and units, etc.	maendlele yo khakhuleta	Matirhele ya matematiki ya nga endliwa hi tindlela to hambana – leswi swi vitanwiwa maendlelo yo khakhuleta. Xik: Ku kota ku hlanganisa tinomboro swin'we u nga khakhuleta nhlamulo hi ku hlayela tinomboro hinkwato u tirhisa ku mbirhahata, ku tsala tinomboro hi tikholomu no hlanganisa vukhume na vun'we, sweswo-sweswo.
calendar	A table showing the year broken up into months, weeks and days.	khalendara	Tafula leri kombisaka lembe leri tlhantlhiweke eka: Tin'hweti, mavhiki na masiku.
calibrated	Marked so that correct values can be determined. E.g. The measuring scale is calibrated in kilograms and grams.	mpimaniso	Ku funghiwa leswaku minkoka leyi faneleke yi kota ku kumeka. Xik: Xikalu xo pima xi funghiwiwe hi tikiligiramu na tigramu.
calibrated line	A calibrated number line is a straight line with numbers placed at equal distances along its length. For example, this number line is calibrated in ones but only the tens are labelled. 	layini ya mipimo	Layini ya tinomboro ta mipimo i layini yo ololoka leyi hinkwayo yi vekeriwewe tinomboro leti siyanaka hi mipfuka yo ringana. Xikombiso, layini leyi ya tinomboro yi vekeriwewe mipimo yo ringana ya van'we kambe ku funghiwe vakhume ntsena. 
calibration lines	A scale is marked with little lines that are called calibrations. This bathroom scale has calibrations in kilograms. 	mintila ya mipimo	Xikalu xi funghiwiwe hi mintila leyitsongo leyi vitanwaka mintila ya mimpimo. Xikalu lexi xa bavhurhumu xi na mintila ya mimpimo hi tikilogiramu. 

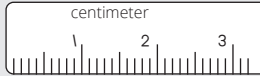

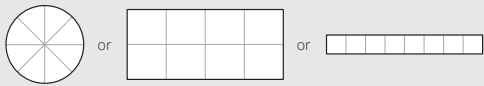
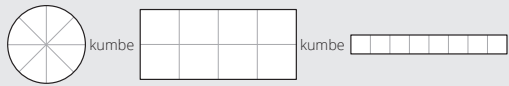
Maths word	Explanation/diagram	Rito ra matematiki	Dayigiramu/nhlamuselo
capacity	The amount a container can hold when it is full. E.g. This container is filled to its capacity. 	vundzeni	Mpimo lowu xibye xo chela xi wu tamelaka loko xi tele. Xik: xibye lexi xi tele. 
categories (data)	To arrange data you use categories. The categories give some of the different types into which the data can be sorted. E.g. Cars come in different colours. You can group cars by their colour, then the car colours form categories, such as red, green, white and blue.	minkhetekanyo (switiviwa/vuxokoxoko)	Ku xaxameta switiviwa/vuxokoxoko u tirhisa minkhetekanyo. Minkhetekanyo yi nyika tinxaka to hambanahambana leti switiviwa swi nga hlawuriwaka eka yona. Xik: Mimovha yi ta hi mihlovo yo hambanahambana. U nga ntlawahata mimovha ku ya hi muhlovo, kutani mihlovo ya mimovha yi vumba minkhetekanyo yo tanihi yo tshwuka, rihlaza, basa na wasi.
centimetre	A metric unit used to measure length. A ruler is usually marked in centimetres (cm). 100 cm = 1 metre (m)	sentimitara	Yuniti ya metiriki leyi tirhisiwaka ku pima ku leha. Rhula yi funghiwele hi tisentimitara (cm) 100 cm = 1 mitara (m)
cents (and rands)	Money values used in South Africa. 	tirhandi na tisente	Nkoka wa mali leyi tirhisiwaka eAfrika-Dzonga. 
change (money)	When you pay for something and you give more money than is needed, you get some money back. This money you get back is called change. E.g. You give a shop keeper R10,00 to pay for a pen that costs R2,50. The shop keeper will give you R7,50 change.	cinci (mali)	Loko u hakelela xanchumu hi mali leyi tlulaka ya nxavo, u tlhela u nyikiwa mali yin'wana. Mali leyi u yi kumaka i cinci. Xik: Loko u nyika muxavisi R10, 00 u hakelela pene ya R2,50, muxavisi u ta ku nyika cinci ya R7,50.
check (calculation)	When you re-do a calculation using the same or a different method, you check it to see if it is correct.	kambisisa (ku khakhuleta)	Loko u tlhela u endla mikhakhuleto u tirhisa maendlelo lama fanaka kumbe lama hambanaka, u kambisisa ku vona loko u endle swona.
circle	A 2-dimensional (2-D) shape that is perfectly round. 	xirhendzevutana	Xivumbeko xa xirhendzevutana xo helela lexi nga na matlhelo ma 2. 



Maths word	Explanation/diagram	Rito ra matematiki	Dayigiramu/nhlamuselo
clock face	The front of a clock which you read when you tell the time. E.g. This is an analogue clock face. 	nghohe ya wachi	Emahlweni ya wachi laha u hlayaka kona loko u lava ku vula nkarhi. Xik: leyi i nghohe ya wachi ya analogi. 
coins and notes	The money that we use to pay for goods or services comes in coins and notes. E.g. Coins  Notes 	tikhoyini (swingwece) na mali ya phepha	Mali leyi hi yi tirisaka ku xava no hakelela swilo na vukorhokerhi yi ta hi swingwece/tikhoyini na mali ya maphepha. Xik: Swingwece.  Mali ya maphepha 
collect	Put things together. E.g. I collect the cups after the party. I collect 5c coins to give to charity.	hlingeleta	Ku veka swilo kun'we. Xik: Ndzi hlingeleta tikhapu loko phati yi herile. Ndzi hlingeleta swingwece swa 5c leswaku ndzi kota ku nyika lava faneleke ku pfuniwa.
collection	A group of things that have been put together. E.g. I have a collection of marbles.	nhlengeleto	Ntlawa wa swilo leswi vekiweke swin'we. Xik: Ndzi na nhlengeleto wa timabulu.
colour (red, blue, green, yellow)	The shade of things that we see. Red – e.g. blood is red. Blue – e.g. the sky is blue on a sunny day. Green – e.g. fresh grass and the leaves of trees are green. Yellow – e.g. butter is yellow; ripe lemons are yellow.	muhlovo (tshwuka wasi, rihlaza, xitshopana)	Muhlovo wa swilo leswi hi swi vonaka. Tshwuka – xik: ngati i yo tshwuka. Wasi– xik: xibakabaka i xa wasi loko ku nga ri na mapapa. Rihlaza – xik: byanyi i bya rihlaza na mirhi i ya rihlaza. Xitshopana – xik: botere i ya xitshopana, maswiri i ya xitshopana loko ya vupfile.

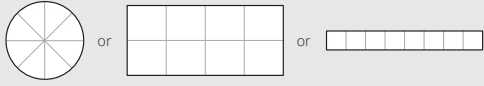
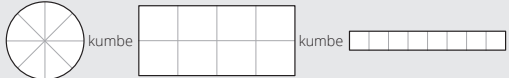
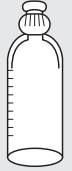

Maths word	Explanation/diagram	Rito ra matematiki	Dayigiramu/nhlamuselo																										
column (and row)	A set of objects or numbers can be arranged in order, often in rows and columns in a grid/array. The rows go across from left to right in the grid. The columns go from top to bottom in the grid. E.g. The first row has the numbers 1, 2, 3, 4 in it. The second column has the numbers 2, 4, 6 in it.	<table border="1"> <tr><td>1</td><td>2</td><td>3</td><td>4</td></tr> <tr><td>2</td><td>4</td><td>6</td><td>8</td></tr> <tr><td>3</td><td>6</td><td>9</td><td>12</td></tr> </table>	1	2	3	4	2	4	6	8	3	6	9	12	kholomu (na rixaxa)	Nhengeleto wa swilo kumbe tinomboro leti nga xaxametiwaka hi ndzandzelelano, ko tala hi tinxaxa kumbe hi tikholomu eka giridi/ nxaxamelo. Tinxaxa ti suka ehenhla ti ya ehansi eka giridi. Xik: Rixaxa ro sungula ri na tinomboro ta 1, 2, 3, 4 eka rona. Rixaxa ra vumbirhi ri na tinomboro ta 2, 4, 6 eka rona.	<table border="1"> <tr><td>1</td><td>2</td><td>3</td><td>4</td></tr> <tr><td>2</td><td>4</td><td>6</td><td>8</td></tr> <tr><td>3</td><td>6</td><td>9</td><td>12</td></tr> </table>	1	2	3	4	2	4	6	8	3	6	9	12
1	2	3	4																										
2	4	6	8																										
3	6	9	12																										
1	2	3	4																										
2	4	6	8																										
3	6	9	12																										
combination	Things which are put together to make something. E.g. The combination of 10 and 5 makes the number 15.	nhlngano	Minchumu leyi vekiwake kun'we leswaku yi endla swin'wana. Xik: Nhlngano wa 10 na 5 wu endla nomboro ya 15.																										
combine	Put things together.	hlanganisa	Ku veka swilo xikan'we																										
compare	To look for similarities or differences. E.g. You can compare the sizes of numbers. 4 is smaller than 5. 96 is bigger than 92. 85 is equal to 85. 9 is greater than 4. 4 is less than 9. 10 is the same as 2 x 5. You can also compare the sizes of shapes. (See big/bigger etc.)	ringanisa/pimanisa	Ku lava leswi fanaka na leswi hambanaka. Xik: U nga ringanisa tisayizi ta tinomboro. 4 i yintsongo eka 5. 96 i yikulu eka 92. 85 yi ringana na 85. 9 i yikulu ku tlula 4. 4 i yintsongo eka 9. 10 yi fana na 2 x 5. U nga tlhela u ringanisa/pimanisa tisayizi ta swivumbeko. (Xiya kulu/ kulunyana sw.sw.).																										
compass directions	The compass directions North, South, East and West are used when you need to find position and direction.		matlhelo ya khompasi	Matlhelo ya khompasi ya N'walungu, Dzonga, Vuxa na Vupela-dyambu ya tirhisiwa loko u lava ku kuma xiyimo na tlhelo.																									
cone	A geometric shape with a round base and a curved surface that tapers to a point.		Khoni	Xivumbeko xa jometiri lexi nga na tshaku ra xirhendzevutana na le henhla ka njhikwa loko hlanguana eka tontswi.																									
container	An object that can be used for holding things.		xibye xo chela	Xilo lexi tirhisiwaka ku khoma swilo.																									

Maths word	Explanation/diagram	Rito ra matematiki	Dayigiramu/nhlamuselo
convert	To change. E.g. You can convert a number from one form to another. $\frac{1}{2} = 0,5$	hundzula	Ku cinca. Xik: U nga hundzula nomboro ku suka eka xivumbeko xin'we ku ya eka xivumbeko xin'wana. $\frac{1}{2} = 0,5$
copy (a pattern)	Something that looks exactly like another thing is a copy of that other thing. E.g. This pattern is made by drawing 6 repeated copies of three circles – white, black, white. 	kopunula (patironi)	Nchumu lowu langutekaka ku fana na wun'wana i kopi ya nchumu wolowo. Xik: Patironi leyi yi endliwile hi ku dirowa 6 wa tikopi leti vuyeleriweke ta swirhendzevutana swa ntsevu- xo basa, xa ntima na xo basa. 
cost	The amount you have to pay for things you want to buy. E.g. If one chocolate costs R5,00 then two chocolates will cost R10,00.	nxavo	Ntsengo lowu u faneleke ku hakelela swilo leswi u swi xavaka. Xik: Loko chokoleti yin'we yi vitana R5,00 kutani tichokoleti timbirhi ti ta durha R10,00.
count	Say numbers in the correct numerical order.	hlayela	Vula tinomboro hi ndzandzelelano lowu faneleke.
counting back	Counting back means counting down (backwards) from a given number. To subtract you can count back from the bigger number to the smaller number. E.g. $18 - 5 = 13$. Count back: 18 ... 17, 16, 15, 14, 13. 	ku hlayela endzhaku	Ku hlayela endzhaku swi vula ku hlayela u tlhelela endzhaku (xindzhaku) ku suka eka nomboro leyi nyikiweke. Ku susa u nga hlayela endzhaku ku suka eka nomboro leyikulu ku ya eka nomboro leyitsongo. Xik: $18 - 5 = 13$. Hlayela endzhaku: 18 ... 17, 16, 15, 14, 13. 
counting in 10s, 50s, 100s	When you count in groups from a given number. E.g. Count in 10s from 15: 15, 25, 35, 45, 55, 65. Count in 50s to 200: 50, 100, 150, 200.	ku hlayela hi vu-10, vu-50, vu-100	Loko u hlayela hi mintlawa ku suka eka nomboro leyi nyikiweke. Xik: Hlayela hi vu-10 ku suka eka 15: 15, 25, 35, 45, 55, 65. Hlayela hi vu-50 ku fika eka 200: 50, 100, 150, 200.

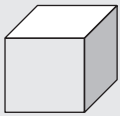
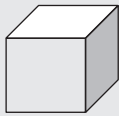




Maths word	Explanation/diagram	Rito ra matematiki	Dayigiramu/nhlamuselo
counting on	Counting on means counting forwards from a given number. To add you can count on. Usually you count on from the bigger number. E.g. $13 + 2 = 15$. Count on: 13 ... 14, 15. 	ku hlayela emahlweni	Ku hlayela emahlweni swi vula ku hlayela u ya emahlweni ku suka eka nomboro leyi nyikiweke. Ku hlanganisa u nga hlayela emahlweni. Ko tala u hlayela emahlweni ku suka eka nomboro leyikulu. Xik: $13 + 2 = 15$. Hlayela emahlweni: 13 ... 14, 15. 
currency	Another word for money.	kharensi	Rito rin'wana ra mali.
curved (round) sides/edges	A side that is not straight. E.g. A circle has a curved edge. 	matlhelo yo rhendzeleka	Tlhelo leri nga ololokangiki. Xik: Xirhendzevutana xi ni tlhelo ro rhendzeleka. 
curved (see round)	Curves are not straight. 	njhikwa (vona xirhendzevutana)	Minjhikwa a yi ololokangi. 
curved surface	A curved surface is rounded. A shape can roll on a curved surface. See roll/slide.	vuandlalo bya njhikwa	Vuandlalo bya njhikwa i bya xirhendzevutana. Xivumbeko xi nga khunguluka eka vuandlalo bya xirhendzevutana. Vona khunguluka/ rheta.
cylinder	A figure that is shaped like a can. It has two flat circular faces (sides) and one curved surface. 	silindara	Xivumbeko lexi fanaka na xithinana. Xi na tinghohe timbirhi ta xiphepherhele (matlhelo) na vuandlalo byin'we bya xirhendzevutana. 
Dd			
data	A collection of facts, such as values or measurements. E.g. Information about the heights of the learners in your class, the numbers of different coloured cars in the school yard, and so on.	vuxokoxoko bya swilo	Nhengeleto wa leswi tiwaka swo tanihi nkoka kumbe mimpimo. Xik: Vuxokoxoko bya ku leha ka vana va tlilasi ya n'wina, nhlayo ya mimovha ya mihlovo yo hambana erivaleni ra xikolo, na swin'wana na swin'wana.
day/week	A period of time that is 24 hours long. There are 7 days in a week. The names of the days are Monday, Tuesday, Wednesday, Thursday, Friday, Saturday and Sunday.	siku/ vhiki	Nkarhi wo leha ku ringana 24 wa tiawara. Ku na 7 wa masiku evhikini. Mavito ya masiku ya vhiki i Musumbhunuku, Ravumbirhi, Ravunharhu, Ravumune, Ravuntlhanu, Mugqivela na Sonto



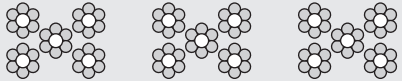
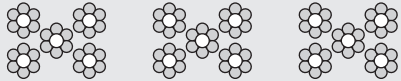
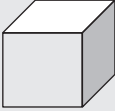
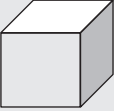
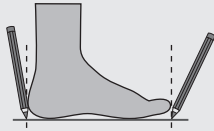
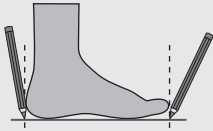
Maths word	Explanation/diagram	Rito ra matematiki	Dayigiramu/nhlamuselo
days of the week	Sunday, Monday, Tuesday, Wednesday, Thursday, Friday and Saturday.	masiku ya vhiki	Sonto, Musumbhunuku, Ravumbirhi, Ravunharhu, Ravumune, Ravuntlhanu na Mugqivela.
decompose	A technique that allows numbers to be split and recombined (put together) to make calculations easier. E.g. $49 + 18$ $= 49 + 1 + 17$ (decompose 18 into $17 + 1$) $= 50 + 17$ $= 67$	tlhantlha	Qhingha leri pfumelelaka ku hambanisa no hlanganisa tinomboro leswaku ku olovisiwa makhakhuletelo. Xik: $49 + 18$ $= 49 + 1 + 17$ (tlhantlha 18 eka $17 + 1$) $= 50 + 17$ $= 67$
decrease	Make smaller or less.	hunguta	Endla swi va leswitsongo kumbe swi va ehansi.
demarcations	The labels on a scale that you use to read a measurement. E.g. This ruler has centimetre demarcations. It also has smaller demarcations which are called millimetres. 	mimfungo yo hambanisa	Tilebulu eka xikalu lexi u xi tirhisaka ku hlaya mpimo. Xik: Rhula leyi yi na mimfungo yo hambanisa ya tisentimitara. Yi tlhela yi va na mimfungo leyitsongo yo hambanisa leyi vitaniwaka timilimitara. 
denominator	The bottom number in a fraction numeral which is written using symbols. E.g. $\frac{3}{4}$ (in this fraction 4 is the denominator).	nhlayohansi	Nhlayo ya le hansi eka tinomboro ta swiphemu leti tsariwaka hi ku tirhisa swikombo. Xik: $\frac{3}{4}$ (eka xiphemu lexi 4 i nhlayo ya le hansi).
describe (a pattern)	To tell or write about a pattern to explain how the pattern is made up. E.g. 3, 5, 7, 9, ... This pattern is made by starting at 3 and then adding 2 every time to get to the next number in the pattern.	hlamusela (patironi)	Ku vula kumbe ku tsala hi patironi ku hlamusela leswi patironi yi endlisiweke xiswona. Xik: 3, 5, 7, 9, ... Patironi leyi yi endliwile hi ku sungula eka 3 kutani ku engeteriwa 2 nkarhi wun'wana na wun'wana ku kota ku ya eka theme leyi landzelaka eka patironi.
diagrammatic form	Something which is given in a drawing form. E.g. You can give fractions in diagrammatic form in circles or many other shapes. These are some different diagrammatic forms: 	xivumbeko xa dayigiramu	Xanchumu lexi nyikiweke hi xivumbeko xa xidirowiwa. Xik: U nga nyika swiphemu/furakixini hi xivumbeko xa dayigiramu hi swirhendzevutana kumbe swivumbeko swin'wana swo tala. Hi leswi swivumbeko swa tidayigiramu to hambana. 









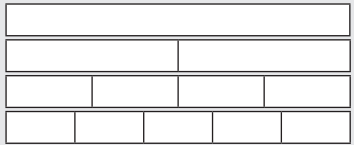
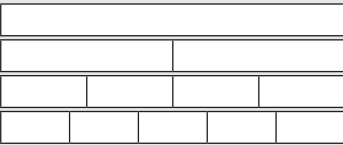
Maths word	Explanation/diagram	Rito ra matematiki	Dayigiramu/nhlamuselo
difference (subtraction)	The answer found when subtracting two numbers. E.g. The difference between 10 and 7 is 3.	ku hambana (ku susa)	Nhlamulo leyi kumekaka loko u susa tinomboro timbirhi. Xik: Ku 10 na 7 ti hambana hi 3.
difference in time	The amount of time between two given times.	ku hambana eka nkarhi	Ntsengo wa nkarhi wa le xikarhi ka minkarhi leyi nyikiweke.
different	Things that are not the same.	hambana	Swilo leswi nga faneki.
2-digit/3-digit	A digit is a symbol used to show a number. E.g. 25 is a 2-digit number. 356 is a 3-digit number.	2-dijiti/3- dijiti	Dijiti i mfungho lowu tirhisiwaka ku kombisa nomboro. Xik: 25 i nomboro ya 2 wa tidijiti. 356 i nomboro ya 3 wa tidijiti.
digit	A digit is a symbol that is used to represent the numbers 1-9 and 0. The digits we use are 0, 1, 2, 3, 4, 5, 6, 7, 8 and 9. E.g. 49 is made up of 2 digits, namely, 4 and 9. 205 is made up of 3 digits, namely, 2, 0 and 5.	dijiti	Dijiti i mfungho lowu tirhisiwaka ku yimela tinomboro ta 1-9 na 0. Tidijiti leti hi ti tirhisaka i 0, 1, 2, 3, 4, 5, 6, 7, 8 na 9 Xik: 49 yi endlwile hi tidijiti ti 2, ku nga 4 na 9. 205 yi endlwile hi tidijiti ti 3, ku nga, 2, 0 na 5.
digital clock	A clock using numbers, not hands to tell the time. 	wachi ya dijithali	Wachi leyi tirhisaka tinomboro, ku nga ri timhondzo ku hlamusela nkarhi. 
direction	The line along which anything moves, points or lies. E.g. When you write in your book, the direction in which you write is from left to right.	tlhelo	Ntila lowu nchumu wu fambaka, wu kombetelaka kumbe lowu wu nga ehenhla ka wona. Xik: Loko u tsala ebukwini ya wena tlhelo leri u tsalaka eka rona ri suka eka ximatsi ku ya eka xinene.
distance	The length between two points. If you measure a distance you find out how far it is from one point to another.	mpfhuka	Ku leha exikarhi ka tindhawu timbirhi. Loko u pima mpfhuka u lava ku kuma leswaku i mpfhuka wo tanihi kwihi ku suka eka ndhawu yo karhi ku ya eka yin'wana
distributive property	When a number which is broken down is multiplied/divided by another number you must multiply/divide both parts of the broken down number. This is applying the distributive property. E.g. $(30 + 4) \div 3$ $= (30 \div 3) + (4 \div 3)$ $= 10 + 1 \text{ rem } 1$ $= 11 \text{ rem } 1$	mahlanganiselo yo longoloxa	Loko nomboro leyi thantlhiweke yi andzisiwa/avanyisiwa hi nomboro yin'wana u fanele ku andzisa kumbe u avanyisa swiyenge hinkwaswo swa nomboro leyi thantlhiweke. Leswi i ku tirhisa mahlanganiselo yo longoloxa. Xik: $(30 + 4) \div 3$ $= (30 \div 3) + (4 \div 3)$ $= 10 + 1 \text{ nsalo } 1$ $= 11 \text{ nsalo } 1$

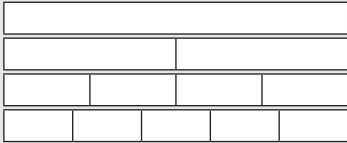
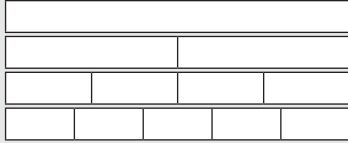
Maths word	Explanation/diagram	Rito ra matematiki	Dayigiramu/nhlamuselo
divide/dividing/ division	The operation that involves sharing or grouping numbers. E.g. $8 \div 2 = 4$	avanyisa /ku avanyisa	Oparexini leyi katsaka ku ava kumbe ku ntlawhata tinomboro. Xik: $8 \div 2 = 4$
double/doubles	When a number is twice as much as another number it is called the double of the other number. E.g. 14 is double 7.	mbirihata	Loko nomboro yi ri kambirhi yi vuriwa leswaku yi mbirihatiwile. Xik: 14 i 7 kambirhi.
doubling	Multiplying by 2.	mbirihata	Ku andzisa hi 2
down	The opposite of up. E.g. I put the cup down on the table. This arrow is pointing down.	ehansi	Rito-fularha ra henhla. Xik: ndzi vekile khapu ehansi ka tafula. Nseve lowu wu kombetela ehansi.
dozen	There are 12 items in a dozen. E.g. 2 dozen eggs = 24 eggs.	dazeni	Ku na 12 wa swilo eka dazeni. Xik: Madazeni ma 2 ya mandza = 24 wa mandza
Ee			
early	Near to the beginning. E.g. Early in the morning the birds like to sing.	nimpundzu swinene	Ekusuhi na ku sungula ka xilo. Xik: Nimpundzu swinene swinyenyana swi rhandza ku yimbelela.
eighth/eighths	A fraction that is made by finding eight equal-sized parts of the whole. 	vunhungu/ xa-nhunhu	Xiphemu/furakixini leyi endlweke hi ku kuma swiphemu swa nhungu leswi ringanaka swa xiheri. Xik: 
empty	Holding or containing nothing. 	ku hava nchumu	Ku va ku nga ri na nchumu endzeni. 
equal/equal to	Having the same amount or value. E.g. $10 = 10$ $3 \text{ kg} = 3 \text{ kg}$ $3 + 4 = 7$ $6 = 8 - 2$	ringana /ringana na	Ku va na ntsengo kumbe nkoka wo fana. Xik: $10 = 10$ $3 \text{ kg} = 3 \text{ kg}$ $3 + 4 = 7$ $6 = 8 - 2$


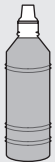
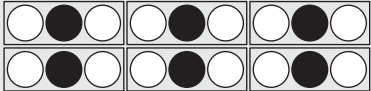
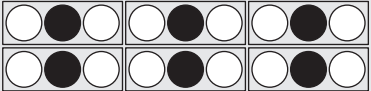
Maths word	Explanation/diagram	Rito ra matematiki	Dayigiramu/nhlamuselo
equal sharing	When you share by giving the same amount to each person. E.g. Each child gets three sweets.	ku avelana hi ku ringana	Loko mi ava swilo mi nyika munhu un'wana na un'wana nhlayo leyi ringanaka. Xik: n'wana un'wana na un'wana u kuma malekere manharhu.
equally	In equal parts. E.g. If you share 10 sweets equally between 2 friends, each should get 5 sweets.	hi ku ringana	Hi swiphemu leswi ringanaka. Xik: Loko u ava 10 wa malekere hi ku ringana exikarhi ka 2 wa vanghana, un'wana na un'wana u ta kuma 5 wa malekere.
equidistant	The same distance apart. E.g. The numbers 5 and 9 are equidistant from the number 7 (they are both 2 away from 7).	mpfhuka wo ringana	Swi hambanisiwa hi mpfhuka lowu ringanaka. Xik: tinomboro 5 na 9 ti le ka mpfhuka lowu ringanaka kusuka eka 7 (ha timbirhi ti le kule na 7 hi 2).
equivalent fractions	Equivalent fractions are fractions which have the same value. E.g. One half is equivalent to two quarters.	swiphemu leswi ringanaka	Swiphemu leswi ringanaka hi leswi nga na ntikelo lowu fanaka. Xik: Hafu yin'we yi ringana ni tikotara timbirhi.
estimate	An "educated guess" not just a wild guess. E.g. Rounded numbers are sometimes used as estimates in order to do an approximate or rough calculation. $39 + 39 \approx 40 + 40 = 80$	pimanyeta	Ku bvumba loku nga na "vutivi" a ku fani na ku bvumba ko tivulavulela ntsena. Xik: Tinomboro leti yisiweke eka khume ra le kusuhi nkarhi wun'wana ti tirhisiwa ku pimanyeta ku pfuna ku endla nkhakhuleto lowu pimanyetiweke. $39 + 39 \approx 40 + 40 = 80$
evening	The end part of the day, towards the night. It starts at around sunset.	madyambu	Xiphemu xo hetelela xa siku, xo ya eka vusiku. xi sungula loko dyambu ri pela.
even numbers	Numbers that are divisible by 2. E.g. 2, 4, 6, 8, 10, 12, ... are the even numbers.	tinhlayo ndzingano	Tinomboro leti avanyisiwaka hi 2. Xik: 2, 4, 6, 8, 10, 12, ... i tinhlayo ndzingano.
expanded notation	When you write out a number by breaking it down, you write it using expanded notation. E.g. 197 in expanded notation is $100 + 90 + 7$.	nxaxameto lowu ndlandlamuxiweke	Loko u tsala nomboro hi ku yi tlhantlha, u tirhisa nxaxameto lowu ndlandlamuxiweke. Xik: 197 eka nxaxameto lowu ndlandlamuxiweke i $100 + 90 + 7$.
explain	When you say how something works. To make it clear (in detail) how something works. To make the meaning of something clear or understandable.	hlamusela	Loko u vula leswaku nchumu wu tirha njhani. Ku veka erivaleni (nyika vuxokoxoko) ndlela leyi nchumu wu tirhaka hayona. Ku humesela erivaleni nhlamuselo ya nchumu leswaku wu twisiseka.

Maths word	Explanation/diagram	Rito ra matematiki	Dayigiramu/nhlamuselo		
extend (a pattern)	To add terms to a given pattern. To do this you need to find the rule for the pattern. E.g. Extend the pattern by giving the next 3 terms in the pattern: 4, 9, 14, ... Rule: Add 5 each time to get the next term. Extended pattern: 4, 9, 14, 19, 24, 29 ...	engetela (patironi)	Ku engetela titheme eka patironi leyi nyikiweke. Ku kota ku endla leswi u fanele ku tiva nawu wa patironi. Xik. Engetela patironi hi ku nyika titheme ti3 ta patironi: 4, 9, 14, ... Nawu: hlanganisa na 5 nkarhi wun'wana na wun'wana loko u ya eka theme leyi landzelaka. Patironi leyi engeteriweke: 4, 9, 14, 19, 24, 29...		
Ff					
face	The flat surface of a 3-D shape. E.g. You can see three of the faces of this prism (box shape).		ngohohe	Vuandlalo bya xiphepherhele bya xivumbeko xa 3 wa matlhelo. Xik: U nga kota ku vona tinghohe tinharhu ta phirizimu leyi (xivumbeko xa bokisi).	
family fact	A collection of related addition facts made from the same numbers.	mindyangu ya tonomboro	Nhengeleto wa tonomboro to yelana leti hlanganisiweke leti endliweke ku suka eka tinomboro tin'we.		
fast/faster	Goes quickly. E.g. The car goes fast. It goes faster than I can walk.	hatlisa/hatlisanyana	Ku famba hi ku hatlisa. Xik: Movha wu famba hi ku hlatisa ku tlula mina.		
few	Not many. A small number.	tsongo	Leswi nga talangiki. Nhlayo leyitsongo.		
fewer than	Less than, smaller in number. Use for counting objects. E.g. There are fewer dogs than cats.	switsongo eka	Swi le hansi ka, switsongo hi nhlayo. Hlayela ha swona minchumu. Xik: Timbyana leti nga kona titsongo ku ri na swimanga.		
fewest	The smallest in number.	tsongo swinene	Leswitsongo swinene hi nhlayo.		
fifth/fifths	A fraction that is made by finding five equal sized parts of the whole. E.g.  or 	vuntlhanu / xantlhanu	Xiphemu/furakixini leyi endliweke hi ku kuma swiphemu swa ntlhanu leswi ringanaka swa xiheri. Xik:  kumbe 		

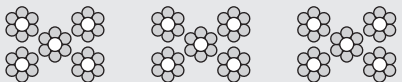
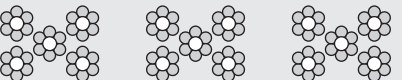
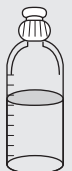


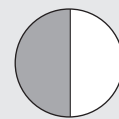


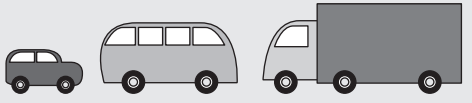

Maths word	Explanation/diagram	Rito ra matematiki	Dayigiramu/nhlamuselo
finger width	The width of your finger, used to measure length/thickness of something else. E.g. This stem is about one finger width in thickness. 	vuanami bya rintihō	Vuanami bya rintihō ya wena, leri tirhisiwaka ku pima ku leha/ku bumbula ka xanchumu. Xik: Nsinya lowu wu anamile ku ringana rintihō rin'we hi ku bumbula. 
first, second, third, fourth, etc.	Numbers that give a position in a sequence. See ordinal numbers.	xo sungula, vumbirhi, vunharhu, vumune, sw.sw.	Tinomboro leti nyikaka xiyimo eka ndzandzelelano. Vona tinomboro to landzelelana.
fives	When things or objects come in groups of five. E.g.  We can count: 5, 10, 15. We can say: 3 groups of 5 or $5 + 5 + 5$ or 3×5 .	vuntlhanu	Loko swilo swi famba hi mintlawa ya ntlhanu. Xikombiso:  Hi nga hlayela: 5, 10, 15. Hi nga vula hi ku: 3 wa mintlawa ya 5 kumbe $5 + 5 + 5$ kumbe 3×5
flat	Something which is not curved. A 3-D object can have flat sides (faces). E.g. The faces (sides) of this cube are all flat. 	xiphepherhele	Nchumu lowu nga riki wo khotseka kumbe wa njhikwa. Nchumu wa 3 wa matlhelo wu nga va na matlhelo ya xiphepherhele (mahlweni). Xik: Mahlweni (matlhelo) ya khiyubu leyi i ya xiphepherhele. 
flat surface	A flat surface can rest on a table and not roll. A shape can slide on a flat surface. See slide/roll.	vuandlalo byo ringanela	Nchumu wa vuandlalo byo ringanela wu nga tshama etafuleni. Xivumbeko xi nga rheta eka vuandlalo byo ringanela. Vona rheta/khunguluka.
foot lengths	The length of your foot, used to measure length of something else. E.g. Mark the number of foot lengths, from heel to toe. 	vulehi bya minkondzo	Vulehi bya nkondzo wa wena lebyi tirhisiwaka ku pima nchumu wun'wana. Xik: Fungha nhlayo ya vulehi bya nkondzo ku suka exirhendzeni ku fika exikunwanini. 
formal unit	An accepted standard unit used when you measure. E.g. A kilogram is a formal unit for measuring mass and a metre is a formal unit for measuring length.	yuniti ya mafundza	Yuniti ya xiyimo lexi amukeriweke leyi tirhisiwaka loko u pima. Xik: Kilogiramu i yuniti ya mafundza yo pima vulehi.







Maths word	Explanation/diagram	Rito ra matematiki	Dayigiramu/nhlamuselo
forwards	Going towards the front. E.g. When you count forwards the numbers get bigger.	emahlweni	Ku ya emahlweni. Xik: Loko u hlayela emahlweni tinomboro ti va letikulu.
fours	When things or objects come in groups of four. E.g.  We can count: 4, 8, 12, 16, 20. We can say: 5 groups of 4 or $4 + 4 + 4 + 4 + 4$ or 5×4 .	vumune	Loko swilo swi famba hi mintlawwa ya mune. Xik:  Hi nga hlayela: 4, 8, 12, 16, 20. Hi nga vula hi ku: 5 wa mintlawwa ya 4 kumbe $4 + 4 + 4 + 4 + 4$ kumbe 5×4 .
fraction circles	Circles which have been divided up into fraction parts. E.g. This circle has been divided into halves. 	swirhendzevutana swa tifurakixini/swiphemu	Swirhendzevutana leswi nga avanyisiwa eka swiphemu swa tifurakixini. Xik: Xirhendzevutana lexi xi avanyisiwile eka tihafu. 
fraction squares	Squares which have been divided up into fraction parts. E.g. This square has been divided into sixths. 	swikwere swa swiphemu	Swikwere leswi avanyisiweke eka swiphemu. Xik: Xikwere lexi xi avanyisiwe eka swiphemu swa xa-ntsevu. 
fraction strips	Strips that have been drawn to illustrate fraction parts. E.g. A fraction strip showing fifths. One fifth has been shaded. 	swipandzu swa swiphemu	Swipandzu leswi dirowiweke ku kombisa swiyenge swa swiphemu. Xik: xipandzu xa xiphemu lexi kombisaka xa-ntlhanu. N'we-xa-ntlhanu xi dzwihatiwile. 
fraction table	A table that has been drawn to illustrate fraction parts. E.g. A fraction table showing a whole, halves, quarters and fifths. 	tafula ra swiphemu	Tafula leri dirowiweke ku kombisa swiphemu. Xik: tafula ra swiphemu leri kombisaka xiheri, tikotara na xa-ntlhanu. 

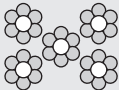
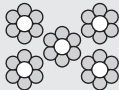

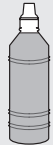






Maths word	Explanation/diagram	Rito ra matematiki	Dayigiramu/nhlamuselo																																				
fraction wall	<p>A combination of fraction strips, drawn together to show the relative sizes of fractions. It looks a bit like a wall made of bricks which are different sizes.</p> <p>E.g. A fraction wall showing a whole, halves, thirds and quarters.</p>  <p>From this fraction wall you can see that one third is greater than one quarter.</p>	khumbi ra swiphemu	<p>Nhlangano wa swipandzu swa swiphemu, leswi hlanganisiweke ku kombisa tisayizi ta swiphemu. Swi languteka tanihi khumbi leri endliweke hi switina swa tisayizi to hambana.</p> <p>Xik: khumbi ra swiphemu leri kombisaka xiheri, tihafu, xa-nharhu, na tikotara.</p>  <p>Eka khumbi leri ra swiphemu u nga lemuka leswaku n'we-xa-nharhu i xikulu eka kotara yin'we.</p>																																				
fractions	<p>Parts of a whole.</p> <p>E.g. Half, third, quarter.</p>	tifurakixini	<p>Swiphemu swa xiheri.</p> <p>Xik: hafu, xa-nharhu, kotara.</p>																																				
frequency	<p>The number of times a data item occurs.</p>	mpimo wa ku humelela ka swilo	<p>Nhlayo ya minkarhi ya ku humelela ka xanchumu.</p>																																				
frequency table	<p>A table used to record frequencies.</p> <p>A tally is often used to count up the frequencies.</p> <p>E.g.</p> <table border="1" data-bbox="522 1029 1171 1234"> <thead> <tr> <th colspan="3">Favourite colour</th> </tr> <tr> <th>Colour</th> <th>Tally</th> <th>Total (Frequency)</th> </tr> </thead> <tbody> <tr> <td>Red</td> <td> </td> <td>5</td> </tr> <tr> <td>Blue</td> <td> </td> <td>6</td> </tr> <tr> <td>Yellow</td> <td> </td> <td>4</td> </tr> <tr> <td>Green</td> <td> </td> <td>10</td> </tr> </tbody> </table>	Favourite colour			Colour	Tally	Total (Frequency)	Red		5	Blue		6	Yellow		4	Green		10	tafula ra minkarhi ya ku humelela ka swilo	<p>Tafula leri tirhisiwaka ku rhekhoda nhlayo ya minkarhi ya ku humelela ka swilo. Thali yi tala ku tirhisiwa ku hlayela minkarhi ya ku humelela ka swilo.</p> <p>Xik:</p> <table border="1" data-bbox="1432 1060 2060 1265"> <thead> <tr> <th colspan="3">Muhlovo lowu rhandziwaka</th> </tr> <tr> <th>Muhlovo</th> <th>Thali</th> <th>Ntsengo (mbuyelelo)</th> </tr> </thead> <tbody> <tr> <td>Tshwuka</td> <td> </td> <td>5</td> </tr> <tr> <td>Wasi</td> <td> </td> <td>6</td> </tr> <tr> <td>Xitshopana</td> <td> </td> <td>4</td> </tr> <tr> <td>Rihlaza</td> <td> </td> <td>10</td> </tr> </tbody> </table>	Muhlovo lowu rhandziwaka			Muhlovo	Thali	Ntsengo (mbuyelelo)	Tshwuka		5	Wasi		6	Xitshopana		4	Rihlaza		10
Favourite colour																																							
Colour	Tally	Total (Frequency)																																					
Red		5																																					
Blue		6																																					
Yellow		4																																					
Green		10																																					
Muhlovo lowu rhandziwaka																																							
Muhlovo	Thali	Ntsengo (mbuyelelo)																																					
Tshwuka		5																																					
Wasi		6																																					
Xitshopana		4																																					
Rihlaza		10																																					



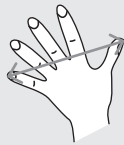

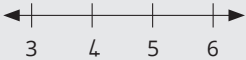



Maths word	Explanation/diagram	Rito ra matematiki	Dayigiramu/nhlamuselo
front	The part which is on the side of the face or at the beginning. E.g. Here you can see the front and the back of the giraffe. Also, if ten people are in a line, the first one is the one in front.		Xiphemu lexi nga eka tlhelo ra le mahlweni kumbe eku sunguleni. Xik: Laha u nga kota ku vona emahlweni na le ndzhaku ka nhutlwa. Nakambe loko vanhu va khume va forile layini, wo sungula hi loyi a yimeke emahlweni.
full	Not able to hold or contain any more.		Loko swi nga ha koteki ku khoma swin'wana
Gg			
geometric object/shape	A geometric shape/object is described using geometric properties.	minchumu/ swivumbeko swa jometiri	Nchumu wa jometiri wa hlamuseriwa hi ku tirhisa swivumbeko swa xijometiri.
geometric pattern	A pattern made using shapes. E.g. This geometric pattern is made by repeating circles. 	patironi ya jometiri	Patironi leyi endliweke hi swivumbeko. Xik: Patironi leyi ya jometiri yi endliwile hi ku vuyelela swirhendzevutana. 
geometric solid	A 3-D geometric shape. E.g. A cube made of wood is a geometric solid.	nchumu wo tiya wa xijometiri	Xivumbeko xa matlhelo manharhu xa xijometiri. Xik: Khubu leyi endliweke hi mhandzi i nchumu wo tiya wa xijometiri.
gram	A gram is a smaller unit used to measure mass. There are 1 000 grams in 1 kilogram.	giramu	Giramu i yuniti leyitsongo ngopfu leyi tirhisiwaka ku pima ntiko/masa. Ku na 1000 wa tigramu eka 1 kiligramu.

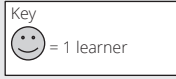
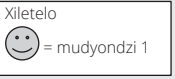
Maths word	Explanation/diagram	Rito ra matematiki	Dayigiramu/nhlamuselo
graph title	The heading of a graph that tells you what the graph is about. E.g. This graph is about the colours of flowers that were collected.		
	<p style="text-align: center;">Flower colours</p>	vito ra girafu	<p style="text-align: center;">Mihlovo ya swiluva</p>
greater than	Bigger. The symbol > means greater than. E.g. $5 > 3$ means 5 is greater than 3.	yikulu eka	Nhlokomhaka ya girafu leyi ku byelaka leswi girafu yi vulavulaka hi swona. Xik: Girafu leyi yi vulavula hi mihlovo ya swiluva leswi hlengeletiweke.
greatest	Biggest (number). E.g. Given the numbers 3, 7 and 5, the greatest number is 7.	kulu swinene	Kulunyana. Mfungho wa > wu vula kulu eka. Xik: $5 > 3$ swi vula leswaku 5 i yikulu eka 3.
grid	A rectangle that has been divided up into small squares that appear in rows and columns.	giridi	Yinhlamune leyi nga avanyisiwa eka swikwere leswitsongo leswi humelelaka hi tinxaxa na tikholomu.
group/groups	A group is a set of objects that have been put together according to a given instruction. E.g. The flowers are in groups of 5.	ntlawa	Ntlawa i sete ya swilo leswi vekiweke swin'we ku ya hi xileriso lexi nyikiweke. Xik: Swiluva swi hi mintlawa ya 5.
grouping (division)	When you put objects into groups you are "grouping" the objects. You can divide numbers by grouping them. E.g. If you have 15 flowers, how many bunches of 5 flowers each can you make? ($15 \div 5 =$)	ku ntlawahata (ku avanyisa)	Loko u veka swilo hi mintlawa u "ntlawahata" swilo. U nga avanyisa tinomboro hi ku ti ntlawahata. Xik: Loko u ri na swiluva swa 15, xana u ta kota ku endla swijumba swingani swa 5 wa swiluva? ($15 \div 5 =$)
	<p>$15 \div 5 = 3$</p>		<p>$15 \div 5 = 3$</p>

Maths word	Explanation/diagram	Rito ra matematiki	Dayigiramu/nhlamuselo
groups of/lots of	When things are put together they are called "groups of" things or "lots of" things. E.g. Below there are three groups of five OR three lots of five. 	mintlawa ya/ swilo swo tala	Loko swilo swi vekiwile swin'we swi vitaniwa ntlawa. Xik: Laha hansi ku na mintlawa yinharhu ya ntlhanu. 
Hh			
half full	A container which has been filled to half of its capacity, or which is holding half of the total amount that it can hold, is half full. 	ku tala hafu	Xibye xo chela xi cheriwile ku fika eka hafu ya vundzeni bya xona kumbe lexi khomeke hafu ya ntsengo lowu khomiwaka hi xona, hi ri xi tele hafu. 
half/halves	One of two equal parts. There are 2 halves in a whole. 	hafu/ tihafu	Xin'we xa swiphemu leswi ringanaka. Ku na 2 wa swiphemu eka xiphemu hinkwaxo. 
halving, halve, finding halves	To divide/cut something into two parts of equal size or number.	ku hafula, hafula, ku kuma tihafu	Ku avanyisa/ ku tsema nchumu wui huma swiphemu swimbirhi swa sayizi kumbe nomboro leyi ringanaka.
hand span	Hand-span is the gap between your thumb and smallest finger when your hand is stretched out like this. 	mpimo wa xandla	Mpimo wa xandla i vangwa leri nga exikarhi ka khudzu ra wena na rintiho leritsongo loko xandla xa wena xi pfurisiwe xileswi. 
heavy, heavier, heaviest	Objects which have a great mass are heavy. The heaviest object (of a group of objects) is the one with the greatest mass.  E.g. The car is heavy, the taxi is heavier the truck is the heaviest.	tika, tikanyana, tika swinene	Swilo leswi nga na ntiko lowukulu swa tika. Xilo xo tika swinene (eka ntlawa wa swilo) hi lexi nga na ntiko lowukulu swinene.  Xik: Movha wa tika, thekisi ya tikanyana, lori yi tika swinene.

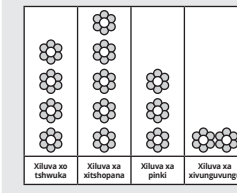
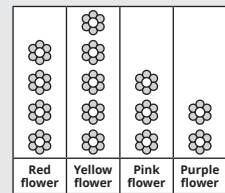


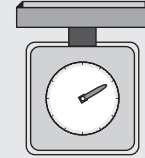
Maths word	Explanation/diagram	Rito ra matematiki	Dayigiramu/nhlamuselo
height	The measurement of length from top to bottom. 	ku tlakuka	Mpimo wa ku leha kusuka ehenhla ku fika ehansi. 
high/higher than	Can be used to compare height. E.g. This school building is high. It is higher than that house. 	tlakuka/ tlakuka ku tlula	Ri tirhisiwa ku ringanisa vutlakuki. Xik: Muako wa xikolo wu tlakukile. Wu tlakuke ku tlula yindlu leyi. 
higher number	A number which is the bigger one of a pair of numbers. E.g. If I have the numbers 39 and 56, 56 is the higher number.	nomboro ya le henhla	Nomboro leyi nga yikulu eka tinomboro timbirhi. Xik: Loko ndzi ri na tinomboro 39 na 56, nomboro ya le henhla i 56.
historical events/ historical days	Events we celebrate that happened in the past. E.g. 27 April is Freedom Day. It is celebrated to remember the first free elections in South Africa.	swindleko swa matimu/ masiku ya swa matimu	Swindleko leswi hi swi tlangelaka kambe swona swi humelele khale. Xik: 27 Dzivamisoko i Siku ra Ntshunxeko. Ri tlangeriwa ku tsundzuka nhlawulo wo sungula wo pfumala xihlawuhlawu eAfrika-Dzonga.
horizontal	Going from side to side, like the horizon. 	hingakanya	Ku famba ku suka eka tlhelo rin'we u ya eka rin'wana, tanihi vugimamusi. 
12-hour time	A day has 24 hours. There are two 12 hour periods in one day. In 12-hour time the time is measured as am (from 12 midnight to 12 noon) and pm (from 12 noon to 12 midnight).	nkarhi wa 12 wa tiawara	Siku ri na 24 wa tiawara. Siku rin'we ri ni swiphemu swimbirhi swa 12 wa tiawara. Eka nkarhi wa 12 wa tiawara nkarhi wu pimiwa tanihi am (kusukela exikarhi ka vusiku hi 12 kufikela ninhlekanhi hi 12) na pm (kusukela ninhlikanhi hi 12 kufikela exikarhi ka vusiku hi 12).
hours/ half hours/ quarter hours	A unit of time equal to 60 minutes (hour). Half an hour has 30 minutes. Quarter of an hour has 15 minutes.	tiawara / tiawara ta hafu / tiawara ta tikotara	Yuniti ya nkarhi leyi ringanaka na 60 wa timinete (awara). Hafu ya awara i 30 wa timinete. Kotara ya awara yi na 15 wa timinete.





Maths word	Explanation/diagram	Rito ra matematiki	Dayigiramu/nhlamuselo
how many?	The number of things. E.g. How many flowers are there? There are 5. 	swingani?	Nhlayo ya swilo. Xik: Xana ku na swiluva swingani? Ku na 5 wa swona. 
how much?	The amount of something. E.g. How much water is in that bottle? A lot of water – the bottle is full. 	swo tanihi kwihi?	Mpimo wa xo karhi. Xik: Xana ku na mati yo tanihi kwihi ebodhleri lero? Mati yo tala- bodhlela ri tele. 
hundreds	When things or objects come in groups of a hundred. E.g.  We can count: 100, 200, 300, 400 We can say: 4 groups of 100 or $100 + 100 + 100 + 100$ or 4×100 .	vudzana	Loko minchumu yi famba hi mitlawa ya dzana. Xik:  Hi nga hlayela: 100, 200, 300, 400 Hi nga vula: 4 wa mintlawa ya 100, kumbe $100 + 100 + 100 + 100$, kumbe 4×100 .
li			
identify	Recognise and name.	komba	Tivana thyana vito
incline	To slope or slant. E.g. 	mboyamo	Ku voyama. Xik: 
increase	Make bigger or larger.	kurisa	Ku endla xi va xikulu.
index finger	The finger between the thumb and the longest finger. The index finger is the finger most often used for pointing. 	sasankambana	Rintiho leri nga exikarhi ka khudzu na rintiho ro leha swinene. Sasankambana i rintiho leri tirhisiwaka ku kombetela. 



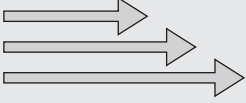



Maths word	Explanation/diagram		Rito ra matematiki	Dayigiramu/nhlamuselo	
informal measurement	Measuring using non-standard units. E.g. If you find out how wide your school desk is by using your hand. 		mpimo wa nkamafundza	Ku pima hi ku tirhisa tiyuniti leti nga riki na mimpimo. Xik: Loko u lava ku tiva ku anama ka desika ra wena hi ku tirhisa swandla swa wena. 	
informal unit	When you measure informally, you use informal units of length. E.g. If you measure the width of your school desk using your hand, you are using your hand-span as an informal unit. (Hand-span is the gap between your thumb and smallest finger when your hand is stretched out like this.)		yuniti ya nkamafundza	Loko u pima hi ndlela ya nkamafundza, u tirhisa tiyuniti ta vulehi ta nkamafundza. Xik: Loko u pima ku anama ka desika ra wena u tirhisa xandla xa wena, u le ku tirhiseni ka mpimo wa xandla tanihi yuniti ya nkamafundza (mpimo wa xandla i ku pfuleka ka le xikarhi ka khudzu ra wena na rintiho leritsongo swinene loko xandla xa wena xi pfulekile hi ndlela leyi).	
information	A meaningful collection of facts or data.		vuxokoxoko	Nhlengeleto wa timhaka kumbe switiviwa.	
in front of (position)	A number or numbers which comes before another number. E.g. 4 is in front of 5 and 6. 	Things can be in a position "in front of" other things. E.g. The tree is in front of the dinosaur. 	emahlweni ka (ndhawu)	Nomboro kumbe tinomboro leti nga emahlweni ka nomboro yin'wana. Xik: 4 u le mahlweni ka 5 na 6. 	Swilo swi nga va endhawini leyi nga "emahlweni ka" swilo swin'wana. Xik: Murhi wu le mahlweni ka dayinasoro. 
interpret (data)	To explain the meaning.		ku hlamusela (switiviwa)	Ku nyika nhlamuselo.	

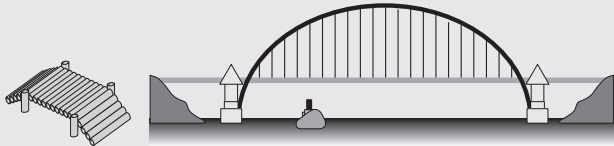
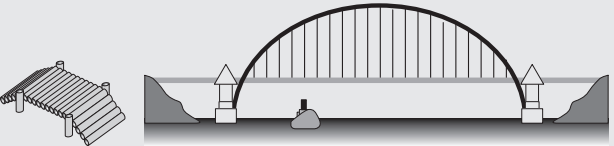
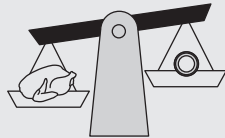
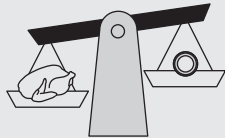
Maths word	Explanation/diagram	Rito ra matematiki	Dayigiramu/nhlamuselo
interval	The gap between – it could be a time interval or an interval in numbers (the size of the gap in a number pattern). E.g. There is an interval of 1 hour between 3 o'clock and 4 o'clock. The interval in the number pattern 15, 30, 45, 60, ... is 15.	ku hambana	Ku hambana ka le xikarhi – ku nga va ku hambana exikarhi ka minkarhi kumbe ku hambana exikarhi ka tinomboro (sayizi ya ku hambana exikarhi ka patironi ya tinomboro. Xik: Ku na ku hambana ka awara exikarhi ka awara ya 3 ehenhla ka nhloko na awara ya 4 ehenhla ka nhloko. Ku hambana eka patironi ya tinomboro ta 15, 30, 45, 60, ... i 15
inverse operation	An operation that undoes what another operation does. E.g. Addition and subtraction are inverse operation. $30 + 55 = 85$ and $85 - 55 = 30$	matirhele yo hundzula	Matirhele yo hundzula leswi endliwaka hi matirhele man'wana. Xik: ku hlanganisa na ku susa i matirhele yo hundzula. $30 + 55 = 85$ and $85 - 55 = 30$
investigate	Find out about something by looking around for information.	ku lavisisa	Ku kuma swin'wana hi ku languta u lava vuxokoxoko
Jj			
just after	Something which follows straight after what you have. This is an informal expression. E.g. The number just after 5 is 6.	ku landzela xikan'wekan'we	Nchumu lowu landzelaka xikan'wekan'we endzhaku ka leswi u nga na swona. Xik: Nomboro leyi landzelaka 5 xikan'wekan'we i 6.
just as many as	The same number as. E.g. There are just as many balls as boxes in this drawing. (There are 4 balls and 4 boxes.)	ku tala ku ringana na	Nomboro leyi fanaka. Xik: Ku na tibolo to tala ku ringana na mabokisi. (Kuna 4 wa tibolo na 4 wa mabokisi)
just before	Something which comes immediately before what you have. This is an informal expression. E.g. The number just before 11 is 10.	ku rhangela xikan'wekan'we	Nchumu lowu rhangelaka xikan'wekan'we emahlweni ka leswi u nga na swona. Xik. Nomboro leyi rhangelaka 11 xikan'wekan'we i 10.
Kk			
key (data graph)	A key on a pictograph tells us how many each picture stands for.	xiletelo (girafu ya switiviwa)	Xiletelo xa girafu ya swifaniso xi hi byela leswaku xifaniso xin'wana na xin'wana xi yimela swilo swingani.
			
kilogram	A standard metric unit used to measure mass. The abbreviation for kilogram is kg. The mass of 1 kg is the same everywhere in the world.	kilogiramu	Yuniti ya metiriki ya ntolovelo leyi tirhisiwaka ku pima ntiko. Ntsongahato wa kilogiramu i kg. Ntiko wa 1 kg wa fana emisaveni hinkwayo.





Maths word	Explanation/diagram	Rito ra matematiki	Dayigiramu/nhlamuselo
kitchen scale	A scale that is used to measure mass. You put it on a counter and some goods in the scale, and then you can read the mass of the goods. E.g. You can find the mass of butter when you are cooking.	xikalu xa khichi	Xikalu lexi tirhisiwaka ku pima ntiko/masa. U xi veka ekhawuntareni na minchumu eka xona kutani u hlaya ntiko/masa wa minchumu ya kona. Xik: U nga kuma ntiko wa botere loko u ri eku swekeni.
LI			
label	A label tells you what something is.	lebulu	Lebulu yi ku byela leswi xanchumu xi nga swona.
larger	Bigger.	kulunyana	Kulunyana
late	Not on time. E.g. If you are late for a lesson you arrive after the lesson has started.	ku hlwela	Loko u nga ri enkarhini. Xik: Loko u hlwerile eka dyondzo hi loko u fika endzhaku ka nkarhi lowu vuriweke, loko dyondzo yi sungurile.
later	Not right now.	endzhaku	Ku nga ri sweswi.
least	Smallest number. E.g. The first child has the least apples.	-tsongo swinene	Nomboro leyitsongo swinene. Xik: N'wana wo sungula u na maapula lamatsongo swinene.
least common (data)	The things of which there are the lowest number. E.g. In the pictograph on the right, purple flowers are the least common.	nhlayo ya le hansi (switiviwa)	Minchumu ya nhlayo ya le hansi. Xik: eka girafu ya swifaniso exineneni, swiluva swa xivunguvungu hi swona leswi nga swa nhlayo ya le hansi.




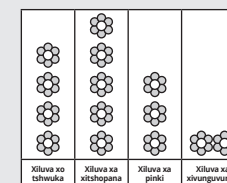
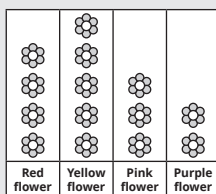
Maths word	Explanation/diagram	Rito ra matematiki	Dayigiramu/nhlamuselo
left/left hand side	Your body has a left side and a right side. The left hand is on the left side of the body. 	ximatsi/ tlhelo ra voko ra ximatsi	Miri wa wena wu na tlhelo ra ximatsi na tlhelo ra xinene. Voko ra ximatsi ri le ka tlhelo ra ximatsi ra miri wa wena. 
left over (subtraction)	What remains when you have subtracted. E.g. If I have 10 marbles and I give away 4 then I have 6 marbles left over.	leswi saleke (ku susa)	Leswi salaka loko u susile. Xik: Loko ndzi ri na 10 wa timabulu kutani ndzi fambisa 4 wa tona, ndzi ta va na 6 leti saleke.
length	The measurement of "how long" something is. The measurement from end to end of an object.	vulehi	Mpimo wa leswaku xilo xi "lehile ku fika kwihi". Mpimo wo suka laha xilo xi sungulaka kona ku fika laha xi helelaka kona.
length of time	An amount of time that has passed. E.g. The length of your maths lesson is 90 minutes.	ku leha ka nkarhi	Ntsengo wa nkarhi lowu tekiwaka ku endla xanchumu. Xik: Ku leha ka dyondzo ya wena ya matematiki i 90 wa timinete.
less	When there are fewer of something. E.g. I have 4 oranges and you have 6 oranges. I have fewer oranges than you have. 4 is less than 6.	tsongo	Loko ku ri na minchumu yitsongo. Xik: Ndzi na 4 wa malamula kasi wena u na 6 wa malamula. Ndzi na malamula matsongo eka lama u nga na wona.
less than	Smaller. The symbol < means less than. E.g. We read $4 < 9$ as "4 is less than 9". This is true because 4 is a smaller number than 9.	-tsongo eka	Tsongo. Mfungo wa < wu vula tsongo eka. Xik: Hi hlava $4 < 9$ tanihi "4 i yitsongo eka 9". Leswi i ntiyiso hikuva 4 i nomboro leyitsongo eka 9.
light, lighter, lightest	Objects which have a small mass are light. The lightest object (of a group of objects) is the one with the smallest mass. E.g. The pen is light, the button is lighter, the feather is the lightest. 	vevuka, vevukanyana, vevuka swinene	Swilo leswi nga na ntiko lowutsongo swa vevuka. Xilo lexi vevukaka swinene (eka ntlawa wa swilo) hi lexi nga na ntiko lowutsongo swinene. Xik: Pene ya vevuka, kunupu ya vevukanyana kasi risiva ri vevuka swinene. 
line	A straight path from one point to another point. E.g. _____	ntila	Patu ro ololokathwi, ku suka eka ndhawu yin'wana ku fika eka ndhawu yin'wanyana. Xik: _____



Maths word	Explanation/diagram	Rito ra matematiki	Dayigiramu/nhlamuselo
list	When you write a list you write down things under each other. E.g. A shopping list reminds you what to buy when you go shopping.	nxaxameto	Loko u tsala nxaxameto u tsala swilo, xin'we xi va ehansi ka xin'wana. Xik: Nxaxameto wo xava wu ku tsundzuxa leswi u faneleke ku swi xava loko u ya eku xaveni emavhengeleni.
litre/litres	The standard metric unit which is used to measure volume and capacity.	litara /tilitara	Yuniti ya metiriki ya ntolovelo leyi tirhisiwaka ku pima vholumo na vundzeni.
long hand and short hand on clock	These pointers allow us to tell time on an analogue clock. The long hand tells us the minutes. The short hand tells us the hour. 	rimhondzo ro koma na rimhondzo ro leha eka wachi	Timhondzo leti ti endla leswaku hi kota ku vula nkarhi eka wachi ya analogi Rimhondzo ro leha ri hi byela timinete. Rimhondzo ro koma ri hi byela awara. 
long, longer, longest	You can compare the lengths of different objects using the words long, longer and longest. E.g. This first arrow is long, the second arrow is longer, the third arrow is the longest.  The third arrow is longer than the second arrow. It is also longer than the first arrow.	leha, lehanyana, leha swinene	U nga ringanisa/pimanisa vulehi bya swilo swo hambana hi ku tirhisa marito uo tanihi leha, lehanyana na leha swinene. Xik: Nseve wo sungula i wo leha, wa vumbirhi i wo lehanyana kasi wa vunharhu i wo leha swinene.  Nseve wa vunharhu i wo leha ku tlula wa vumbirhi. Wu tlhela wu kumeka wu lehile ku tlula nseve wo sungula.
long time	When a lot of time has passed, we say that something has taken a long time.	nkarhi wo leha	Loko nkarhi wo tala wu hundzile, hi vula leswaku xanchumu xi tekile nkarhi wo leha.
lots of/ groups of	Objects that have been put together, usually to count them more easily. E.g. The flowers are in lots of OR groups of 5. 	mintlawaya	Minchumu leyi vekiweke kun'we, ko tala swi endliwa leswaku yi hlayeka hi ku olova. Xik: Swiluva swi hi mintlawaya ya 5. 
lower number	A number which is the smaller one of a pair of numbers. E.g. If I have the numbers 39 and 56, 39 is the lower number.	nomboro ya le hansisi	Nomboro leyi nga yona leyitsongo eka tinomboro timbirhi. Xik: Loko ndzi ri na tinomboro 39 na 56, nomboro leyitsongo i 39.





Maths word	Explanation/diagram	Rito ra matematiki	Dayigiramu/nhlamuselo												
low/lower than	<p>You can describe the height of an object using the words low and lower than. E.g. This small bridge is low. It is lower than that big bridge.</p> 	Ehansi/ ehansi ku tlula	<p>U nga hlamusela vulehi bya xanchumu u tirhisa ehansi ka kumbe ehansi ku tlula. Xik: Buloho leri ri le hansi ku tlula buloho lerikulu.</p> 												
Mm															
makes	<p>This word is sometimes used to say "Gives the answer when you add." E.g. 5 plus 4 makes 9.</p>	swi endla	<p>Rito leri nkarhi wun'wana ri tirhisiwa ku vula leswaku "Nyika nhlamulo loko u hlanganisa." Xik. 5 hlanganisa na 4 swi endla 9.</p>												
many	A lot. A large number.	swo tala	Swinyingi. Nhlayo leyikulu.												
map	<p>A drawing which could be formal or informal. It shows you where things are. It represents an area. E.g. You could have a map of your town, a map of your school or a map of South Africa.</p>	mepe	<p>Xifaniso lexi nga vaka xa mafundza kumbe xo kala mafundza. Xi ku kombisa laha swilo swi nga kona. Xi yimela ndhawu. Xik: U nga va na mepe wa doroba ra ka n'wina, mepe wa xikolo xa n'wina kumbe mepe wa Afrika-Dzonga.</p>												
mass	<p>The amount of matter that an object is made up of. E.g. A chicken has a greater mass than a cookie.</p> 	masa/ntiko	<p>Ntsengo wa swilo leswi xanchumu wu endliweke hi swona. Xik: Ribye ri na ntiko wo tlula wa kokisi.</p> 												
match	<p>Pair up. If you match the number names to the number of items illustrated, you show which number name should be paired up with which set of items.</p> <table border="1" data-bbox="846 1152 1117 1323"> <tbody> <tr> <td>two</td> <td>●</td> </tr> <tr> <td>three</td> <td>● ●</td> </tr> <tr> <td>one</td> <td>● ● ●</td> </tr> </tbody> </table>	two	●	three	● ●	one	● ● ●	yelanisa	<p>Vumba tiphere. Loko u yelanisa vito ra nomboro na nomboro ya swilo leswi kombisiweke, u kombisa leswaku hi rihi vito ra nomboro leri faneleke ku famba na nhlangelo wo karhi wa swilo.</p> <table border="1" data-bbox="1752 1152 2022 1323"> <tbody> <tr> <td>mbirhi</td> <td>●</td> </tr> <tr> <td>nharhu</td> <td>● ●</td> </tr> <tr> <td>n'we</td> <td>● ● ●</td> </tr> </tbody> </table>	mbirhi	●	nharhu	● ●	n'we	● ● ●
two	●														
three	● ●														
one	● ● ●														
mbirhi	●														
nharhu	● ●														
n'we	● ● ●														
measure	<p>To find the size or amount of something. This can only be done for things that can be measured. For example you can measure the length, mass, capacity and volume of objects.</p>	pima	<p>Ku kuma sayizi kumbe ntsengo wa xanchumu. Leswi swi nga endliwa ntsena eka swilo leswi nga pimiwaka. Xikombiso, eka swilo u nga pima vulehi, masa/ntiko, vundzeni na vholumo.</p>												



Maths word	Explanation/diagram	Rito ra matematiki	Dayigiramu/nhlamuselo
measurement	The measure of the size of something. You can get measurements of lots of different things. E.g. The measurement of the height of the classroom door is about 2 metres.	mpimo	Mpimo wa sayizi ya xanchumu. U nga kuma mimpimo ya minchumu yo tala yo hambana. Xik: mpimo wa vulehi bya rivanti ra tlilasi i 2 wa timitara.
measuring tape	A length of tape that has been marked in units that can be used to measure length.	thepe yo pima	Thepe yo leha leyi funghiweke hi tiyuniti leti nga tirhisiwaka ku pima vulehi.
medium	Somewhere in the middle – not very big or small.	xikarhi	Xiyimo xa le xikarhi – a hi xikulu naswona a hi xitsongo.
method	See technique.	maendlele	Vona maqhingha.
metre/metres	The standard unit used to measure length in the metric system.	mitara/timitara	Yuniti ya ntolovelo leyi tirhisiwaka ku pima vulehi eka sisiteme ya metiriki.
metre stick	A ruler or measuring stick that is one metre in length.	nhonga ya mitara	Rhula kumbe nhonga ya mitara ya vulehi bya mitara yin'we.
minus	Subtract.	susa	Susa.
minute	A unit of time – there are 60 minutes in an hour. There are 60 seconds in a minute.	minete	Yuniti ya nkarhi – ku na 60 wa timinete eka awara. Ku na 60 wa tisekene eka minete.
missing	“Missing” numbers in a number sentence are numbers that are not written into the given number sentence. You can usually work out the missing numbers. E.g. Find the missing number if $13 + _ = 18$. The missing number is 5.	siyiweke	Tinomboro leti “siyiweke” eka xivulwa xa mintsengo i tinomboro leti nga tsariwangiki eka xivulwa xa tinomboro lexi nyikiweke. U nga swi kota ku kuma tinomboro leti siyiweke. Xik: Kuma nomboro leyi siyiweke loko $13 + _ = 18$ Nomboro leyi siyiweke i 5.
money	We use money to pay for goods or services. It comes in coins and notes. E.g. <div style="display: flex; justify-content: space-around;"> <div style="text-align: center;"> <p>Coins</p>  </div> <div style="text-align: center;"> <p>Notes</p>  </div> </div>	mali	Mali leyi hi yi tirhisaka ku xava no hakelela swilo na vukorhokerhi. Yi ta hi swingwece na mali ya maphepha. Xik: <div style="display: flex; justify-content: space-around;"> <div style="text-align: center;"> <p>Swingwece</p>  </div> <div style="text-align: center;"> <p>Mali ya maphepha</p>  </div> </div>

Maths word	Explanation/diagram	Rito ra matematiki	Dayigiramu/nhlamuselo
month	A month is a period of time that is about 30 days long. A calendar year is broken up into 12 months. Not all months have the same number of days.	n'hweti	N'hweti i nkarhi lowu nga ni masiku ya kwalomu ka 30. Lembe ra khalendara ri avanyisiwile hi 12 wa tin'hweti. A hi tin'hweti hinkwato ti nga na masiku lama ringanaka.
months of the year	January, February, March, April, May, June, July, August, September, October, November and December.	tin'hweti ta lembe	Sunguti, Nyenyenyani, Nyenyankulu, Dzivamisoko, Mudyaxihi, Khotavuxika, Mawuwani, Mhawuri, Ndzati, Nhlangua, Hukuri na N'wendzambahala.
more	Greater number or amount.	swo tala	Nomboro leyikulu kumbe ntsengo lowukulu
more common (data)	Something of which there are a greater number than other things. E.g. In the pictograph on the right, red flowers are more common than pink and purple flowers.	swo tala (switiviwa)	Xanchumu lexi nga xa nhlayo ya le henhla leyi tlulaka ya swin'wana. Xik: Eka girafu ya swifaniso exineneni, swiluva swo tshwuka swi tele ku tlula swiluva swa pinki na swiluva swa xivunguvungu.
more than	Greater than. The symbol $>$ means more/greater than. E.g. We read $23 > 19$ as "23 is greater than 19". This is true because 23 is a bigger number than 19.	yikulu eka	Yikulu eka. Mfungo wa $>$ wu vula kulu eka/ku tala ku tlula. Xik: Hi hlava $23 > 19$ tanihi "23 i yikulu eka 19". Leswi i ntiyiso hikuva 23 i nomboro leyikulu ku tlula 19.
morning	The first part of the day which ends at about noon.	mpundzu/mixo	Xiphemu xo sungula xa siku, xi hela loko ku lava ku va nhlekanhi.
most	The highest number. E.g. the third child has the most apples.	swo tala swinene	Nomboro leyikulu swinene. Xik: N'wana wa vunharhu u na maapula yo tala swinene.
multiple	The product when you multiply one whole number by another whole number. E.g. 6 is a multiple of 2; 25 is a multiple of 5.	nyandzisiwa	Nyandziso loko u andzisa nhlayoxiheri yin'we hi nhlayoxiheri yin'wana. Xik: 6 i nyandzisiwa wa 2; 25 i nyandzisiwa wa 5.
multiples of 2	The products when you multiply whole numbers by 2. E.g. 2, 4, 6, 8, 10, 12, 14 are the first seven multiples of 2.	minyandzisiwa ya 2	Ansara leyi kumekaka loko u andzisa nhlayoxiheri hi 2. Xik: 2, 4, 6, 8, 10, 12, 14 i minyandzisiwa ya nkombo yo sungula ya 2.
multiples of 3	The products when you multiply whole numbers by 3. E.g. 3, 6, 9, 12, 15, 18, 21 are the first seven multiples of 3.	minyandzisiwa ya 3	Ansara leyi kumekaka loko u andzisa nhlayoxiheri hi 3. Xik: 3, 6, 9, 12, 15, 18, 21 i minyandzisiwa ya nkombo yo sungula ya 3.

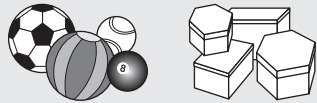
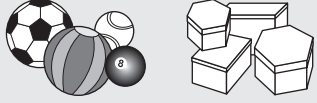


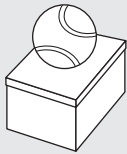
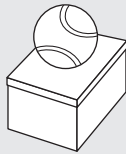

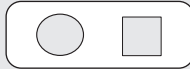






Maths word	Explanation/diagram	Rito ra matematiki	Dayigiramu/nhlamuselo
multiples of 4	The products when you multiply whole numbers by 4. E.g. 4, 8, 12, 16, 20, 24, 28 are the first seven multiples of 4.	minyandzisiwa ya 4	Ansara leyi kumekaka loko u andzisa nhlayoxiheri hi 4. Xik: 4, 8, 12, 16, 20, 24, 28 i minyandzisiwa ya nkombo yo sungula ya 4.
multiples of 5	The products when you multiply whole numbers by 5. E.g. 5, 10, 15, 20, 25, 30, 35 are the first seven multiples of 5.	minyandzisiwa ya 5	Ansara leyi kumekaka loko u andzisa nhlayoxiheri hi 5. Xik: 5, 10, 15, 20, 25, 30, 35 i minyandzisiwa ya nkombo yo sungula ya 5.
multiplication	The operation that involves calculating the total of a given number of groups.	ku andzisa	Oparexini leyi katsaka ku khakhuleta ntsengo wa mitlawa ya nomboro leyi nyikiweke.
multiply	When you multiply you carry out the operation of multiplication. The answer that you get is called the product. E.g. $7 \times 2 = 14$ so we say that 14 is the product of 7 and 2.	andzisa	Loko u andzisa u endla oparexini ya ku andzisa. Nhlamulo leyi u yi kumaka yi vitaniwa nyandziso. Xik: $7 \times 2 = 14$ kutani hi vula leswaku 14 i nyandziso wa 7 na 2.
Nn			
narrower	Less wide than. E.g. The country road is narrower than the highway. 	khuma	Xo lala (a xi anamangi) ku tlula. Xik: Patu ri larile/khumile ku tlula gondzo. 
near double	Something that is close to a double. E.g. 25 is a near double – it is just more than double 12.	kusuhi no andzisa kambirhi	Nchumu lowu nga kusuhi no andzisa kambirhi. Xik: 25 i nomboro ya le kusuhi no andzisiwa kambirhi – yi tlulanyana 12 yi andzisiwe kambirhi.
nearest ten	When you round off numbers you see what number they are near to. When you round off to the nearest ten, you look for the ten that the given number is closest to. E.g. 59 is closer to 60 than to 50. 60 is the nearest ten to 59.	khume ra le kusuhi	Loko u katsakanya tinomboro u kota ku vona nomboro leyi nga ekusuhi na tona. Loko u yisa nomboro eka khume ra le kusuhi, u lava khume leri nga kusuhi na nomboro leyi nyikiweke. Xik: 59 yi le kusuhi na 60 ku tlula 50. 60 yi le kusuhi ngopfu na 59.
next	The one that comes after. E.g. 14 comes next after 13.	landzelaka	Nchumu lowu taka endzhaku ka wur'wana. Xik: 14 yi landzela 13 loko hi hlayela hi xindzhaku.



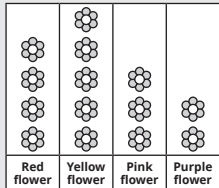
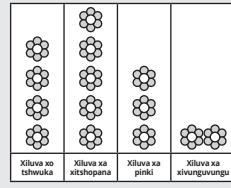
Maths word	Explanation/diagram		Rito ra matematiki	Dayigiramu/nhlamuselo	
next to (position)	Near to or right after. E.g. The dog is next to the cat. 	E.g. The number symbol 3 is next to the number name "three". 3 three	ekusuhi na (ndhawu)	Ekusuhi na kumbe endzhaku ka. Xik: Mbyana yi le kusuhi na ximanga. 	Mfungo wa nomboro ya 3 wu le kusuhi na vito ra nomboro ku nga "nharhu" 3 nharhu
night	The time when it is dark, when you are usually asleep.		vusiku	Nkarhi wa loko ku ri na xinyami, loko u etlele.	
non-geometric shape	A shape which is irregular and is not described using geometric properties. E.g. A leaf is a non-geometric shape.		xivumbeko lexi nga riki xa jometiri	Xivumbeko lexi nga riki xa ntolovelo naswona a xi hlamuseleki ku ya hi swihlawulekisi swa jometiri. Xik: Tluka i xivumbeko lexi nga riki xa jometiri.	
non-standard	The same as informal. E.g. A non-standard unit for measuring length is the width of you hand.		leyi nga riki ya ntolovelo	Swi fana na nkamfundza. Xik: Yuniti leyi nga riki ya ntolovelo yo pima vulehi i ku anama ka xandla xa wena.	
non-standard measure	The same as informal measure. E.g. A non-standard unit for measuring length is the width of you hand. E.g. If you find out how wide your school desk is by using your hand. 		mimpimo leyi nga landzeleriki milawu	Yi fana na leyi nga riki ya ximfumo. Xik: Yuniti leyi nga riki ya nawu ya ku pima vulehi i ku tirhisa ku anama ka xandla xa wena. Xik: Loko u pima ku anama ka desika ra xikolo hi voko. 	
non-unitary fractions	Fractions that are not unitary fractions. They have a numerator which is bigger than 1.	$\frac{4}{5}$, $\frac{2}{7}$, etc.	swiphemu leswi nga riki tifuraxixini ta yuniti	Swiphemu leswi nga riki tifuraxixini ta yuniti. Swi na nhlayohenhla leyi nga yikulu eka 1.	$\frac{4}{5}$, $\frac{2}{7}$, Sw.Sw.
nothing	Not one thing (item or object), the count for nothing is zero. E.g. There is nothing on my desk. I have nothing in my pocket.		hava	Ku hava nchumu (xilo kumbe xan'wanchumu), loko ku ri hava xo xi hlayela ku na zero. Xik. A ku na nchumu edesikeni ra mina. A ndzi na nchumu ephakithini ra mina.	

Maths word	Explanation/diagram	Rito ra matematiki	Dayigiramu/nhlamuselo																																																																																																																																																																																																								
number	How many things or objects there are. You count to find the number of items.	nomboro	Nhlayo ya swilo leswi nga kona. U hlayela u kota ku kuma nhlayo ya swilo.																																																																																																																																																																																																								
number bonds	The number pairs that add up to a given number. E.g. The number bonds of 6 are: $1 + 5 = 6$ $2 + 4 = 6$ $3 + 3 = 6$ $4 + 2 = 6$ $5 + 1 = 6$	tibondi ta tinomboro	Tiphere ta tinomboro leti hlanganaka ti endla nomboro leyi nyikiweke. Xik: Tibondo ta tinomboro ta 6 i $1 + 5 = 6$ $2 + 4 = 6$ $3 + 3 = 6$ $4 + 2 = 6$ $5 + 1 = 6$																																																																																																																																																																																																								
number family facts	A collection of related addition facts made from the same numbers. E.g. Some of the number family facts of 15 are: $10 + 5$; $5 + 5 + 5$; $9 + 6$; $3 + 12$ and so on.	leswi tiwaka swa mindyangu ya tinomboro	Nhengeleto wa leswi tiwaka swin'wana swi endliwa ku suka eka tinomboro leti fanaka. Xik: swin'wana leswi tiwaka swa ndyangu wa 15 i $10 + 5$; $5 + 5 + 5$; $9 + 6$; $3 + 12$ na swin'wana na swin'wana.																																																																																																																																																																																																								
number grid/chart	A board with ten rows and ten columns numbered from 1 to 100. <table border="1" data-bbox="882 854 1147 1123"> <tr><td>1</td><td>2</td><td>3</td><td>4</td><td>5</td><td>6</td><td>7</td><td>8</td><td>9</td><td>10</td></tr> <tr><td>11</td><td>12</td><td>13</td><td>14</td><td>15</td><td>16</td><td>17</td><td>18</td><td>19</td><td>20</td></tr> <tr><td>21</td><td>22</td><td>23</td><td>24</td><td>25</td><td>26</td><td>27</td><td>28</td><td>29</td><td>30</td></tr> <tr><td>31</td><td>32</td><td>33</td><td>34</td><td>35</td><td>36</td><td>37</td><td>38</td><td>39</td><td>40</td></tr> <tr><td>41</td><td>42</td><td>43</td><td>44</td><td>45</td><td>46</td><td>47</td><td>48</td><td>49</td><td>50</td></tr> <tr><td>51</td><td>52</td><td>53</td><td>54</td><td>55</td><td>56</td><td>57</td><td>58</td><td>59</td><td>60</td></tr> <tr><td>61</td><td>62</td><td>63</td><td>64</td><td>65</td><td>66</td><td>67</td><td>68</td><td>69</td><td>70</td></tr> <tr><td>71</td><td>72</td><td>73</td><td>74</td><td>75</td><td>76</td><td>77</td><td>78</td><td>79</td><td>80</td></tr> <tr><td>81</td><td>82</td><td>83</td><td>84</td><td>85</td><td>86</td><td>87</td><td>88</td><td>89</td><td>90</td></tr> <tr><td>91</td><td>92</td><td>93</td><td>94</td><td>95</td><td>96</td><td>97</td><td>98</td><td>99</td><td>100</td></tr> </table>	1	2	3	4	5	6	7	8	9	10	11	12	13	14	15	16	17	18	19	20	21	22	23	24	25	26	27	28	29	30	31	32	33	34	35	36	37	38	39	40	41	42	43	44	45	46	47	48	49	50	51	52	53	54	55	56	57	58	59	60	61	62	63	64	65	66	67	68	69	70	71	72	73	74	75	76	77	78	79	80	81	82	83	84	85	86	87	88	89	90	91	92	93	94	95	96	97	98	99	100	giridi/chati ya tinomboro	Bodo leyi nga na tinxaxa ta khume na tikholomu ta khume leti nambariweke ku suka eka 1 ku fika eka 100. <table border="1" data-bbox="1787 854 2053 1123"> <tr><td>1</td><td>2</td><td>3</td><td>4</td><td>5</td><td>6</td><td>7</td><td>8</td><td>9</td><td>10</td></tr> <tr><td>11</td><td>12</td><td>13</td><td>14</td><td>15</td><td>16</td><td>17</td><td>18</td><td>19</td><td>20</td></tr> <tr><td>21</td><td>22</td><td>23</td><td>24</td><td>25</td><td>26</td><td>27</td><td>28</td><td>29</td><td>30</td></tr> <tr><td>31</td><td>32</td><td>33</td><td>34</td><td>35</td><td>36</td><td>37</td><td>38</td><td>39</td><td>40</td></tr> <tr><td>41</td><td>42</td><td>43</td><td>44</td><td>45</td><td>46</td><td>47</td><td>48</td><td>49</td><td>50</td></tr> <tr><td>51</td><td>52</td><td>53</td><td>54</td><td>55</td><td>56</td><td>57</td><td>58</td><td>59</td><td>60</td></tr> <tr><td>61</td><td>62</td><td>63</td><td>64</td><td>65</td><td>66</td><td>67</td><td>68</td><td>69</td><td>70</td></tr> <tr><td>71</td><td>72</td><td>73</td><td>74</td><td>75</td><td>76</td><td>77</td><td>78</td><td>79</td><td>80</td></tr> <tr><td>81</td><td>82</td><td>83</td><td>84</td><td>85</td><td>86</td><td>87</td><td>88</td><td>89</td><td>90</td></tr> <tr><td>91</td><td>92</td><td>93</td><td>94</td><td>95</td><td>96</td><td>97</td><td>98</td><td>99</td><td>100</td></tr> </table>	1	2	3	4	5	6	7	8	9	10	11	12	13	14	15	16	17	18	19	20	21	22	23	24	25	26	27	28	29	30	31	32	33	34	35	36	37	38	39	40	41	42	43	44	45	46	47	48	49	50	51	52	53	54	55	56	57	58	59	60	61	62	63	64	65	66	67	68	69	70	71	72	73	74	75	76	77	78	79	80	81	82	83	84	85	86	87	88	89	90	91	92	93	94	95	96	97	98	99	100
1	2	3	4	5	6	7	8	9	10																																																																																																																																																																																																		
11	12	13	14	15	16	17	18	19	20																																																																																																																																																																																																		
21	22	23	24	25	26	27	28	29	30																																																																																																																																																																																																		
31	32	33	34	35	36	37	38	39	40																																																																																																																																																																																																		
41	42	43	44	45	46	47	48	49	50																																																																																																																																																																																																		
51	52	53	54	55	56	57	58	59	60																																																																																																																																																																																																		
61	62	63	64	65	66	67	68	69	70																																																																																																																																																																																																		
71	72	73	74	75	76	77	78	79	80																																																																																																																																																																																																		
81	82	83	84	85	86	87	88	89	90																																																																																																																																																																																																		
91	92	93	94	95	96	97	98	99	100																																																																																																																																																																																																		
1	2	3	4	5	6	7	8	9	10																																																																																																																																																																																																		
11	12	13	14	15	16	17	18	19	20																																																																																																																																																																																																		
21	22	23	24	25	26	27	28	29	30																																																																																																																																																																																																		
31	32	33	34	35	36	37	38	39	40																																																																																																																																																																																																		
41	42	43	44	45	46	47	48	49	50																																																																																																																																																																																																		
51	52	53	54	55	56	57	58	59	60																																																																																																																																																																																																		
61	62	63	64	65	66	67	68	69	70																																																																																																																																																																																																		
71	72	73	74	75	76	77	78	79	80																																																																																																																																																																																																		
81	82	83	84	85	86	87	88	89	90																																																																																																																																																																																																		
91	92	93	94	95	96	97	98	99	100																																																																																																																																																																																																		
number line	A number line is a line on which numbers can be placed, according to their value. The gaps on the number line must be drawn accurately. E.g. 	ndzhati wa mintsengo	Ndzhati wa mintsengo i ntila lowu eka wona ku vekiwaka tinomboro ku ya hi nkoka wa tona. Mintlhenguko eka ndzhati yi fanele ku dirowiwa hi nkhaqato. Xik: 																																																																																																																																																																																																								
number name/ number word	When you write out a number using words you give the number name. E.g. The number name of 47 is forty seven.	vito ra nomboro/ rito ra nomboro	Loko u tsala nomboro u tirhisa marito u nyika vito ra yona. Xik: Vito ra nomboro ra 47 i makumemune mune.																																																																																																																																																																																																								



Maths word	Explanation/diagram	Rito ra matematiki	Dayigiramu/nhlamuselo
number pairs	Pairs (groups of two) of numbers that are put together.	tiphere ta tinomboro	Tiphere (mintlawa ya swimbirhimbirhi) ta tinomboro leti vekikeke swin'we.
number pattern/ numeric pattern	A number/numeric pattern is another name for a number sequence or pattern.	patironi ya tinomboro	Patironi ya tinomboro i vito rin'wana ra ndzandzelelano wa tinomboro kumbe patironi.
number problem	A maths question that has been set using numbers for which you need to find the solution.	xiphiko xa tinomboro	Xivutiso xa matematiki lexi endlweke hi ku tirhisa tinomboro lexi u faneleke ku kuma nhlamulo ya xona.
number range	A set or group of numbers between given limits.	ntlawa wa tinomboro	Sete kumbe ntlawa wa tinomboro leti nga exikarhi ka mpimo lowu nyikeke.
number sentence	When you use numbers and symbols to express the solution of a word problem you write it using a number sentence. E.g. If I have 5 sweets and you have 7 sweets how many sweets do we have altogether? The number sentence expressing this is: $5 + 7 = \underline{\quad}$ or $5 + 7 = 12$.	xivulwa xa mintsengo	Loko u tirhisa tinomboro ni mifungo ku komba xitshunxo xa xiphiko, u xi tsala hi ku tirhisa xivulwa xa tinomboro. Xik: Loko ndzi ri na malekere ya 5 na wena u va na malekere ya 7, xana hinkwerhu hi na malekere manganic loko ya hlanganile? Xivulwa xa tinomboro lexi hlamuselaka leswi hi lexi: $5 + 7 = \underline{\quad}$ kumbe $5 + 7 = 12$.
number sequences	Number sequences are patterns of numbers that follow a rule. E.g. 2, 4, 6, 8, 10, 12, ... are the even numbers, they are a sequence of numbers.	ndzandzelelano wa tinomboro	Ndzandzelelano wa tinomboro i tipatironi ta tinomboro leti landzelaka nawu. Xik: 2, 4, 6, 8, 10, 12, ... i tinhlayo ndzingano, i ndzandzelelano wa tinomboro.
number symbol	When you write out a number using symbols (numerals/digits) you give the number symbol. E.g. The number symbol for the number seventy two is 72.	mfungho wa nomboro	Loko u tsala nomboro u tirhisa mifungo (nomboro/tidijiti) u nyika mfungho wa yona. Xik: mfungho wa nomboro ya makumenkombo mbirhi i 72.
numeral	A symbol used to write a number. The numerals we use are the ten digits: 0, 1, 2, 3, 4, 5, 6, 7, 8, 9.	nomboro	Mfungho lowu tirhisiwaka ku tsala nomboro. Tinomboro leti hi ti tirhisaka i tidijiti ta khume ta 0, 1, 2, 3, 4, 5, 6, 7, 8, 9.
numerator	The top number in a fraction numeral which is written using symbols. E.g. $\frac{3}{4}$ (in this fraction 3 is the numerator).	nhlayohenhla	Nomboro ya le henhla eka mahlayelo ya swiphemu leyi tsariwaka hi mifungo. Xik: $\frac{3}{4}$ (eka xiphemu lexi 3 i nomboro leyi nga ehlehla).
numeric pattern	A numeric pattern is another name for a number sequence or pattern. E.g. 20, 40, 60, 80, ...	patironi ya tinomboro	Patironi ya tinomboro i vito rin'wana ra ndzandzelelano wa tinomboro. Xik: 20, 40, 60, 80, ...

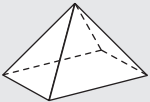
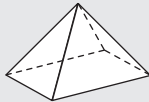






Maths word	Explanation/diagram	Rito ra matematiki	Dayigiramu/nhlamuselo
Oo			
object (counter)	A thing. You can see it. If there are lots you can count them.	xanchumu (xihlayeri)	Xilo. U nga xi vona. Loko swi tele u nga swi hlayela.
objects 3-D (3-dimensional objects)	Objects such as balls (spheres) and boxes (prisms). 	swilo swa matlhelo ya 3	Swilo swo fana na tibolo (swirhendzevutana) na mabokisi (tiphirizimu). 
o'clock	When you write the time from an analogue clock, you use the word "o'clock". E.g. It is 8 o'clock. 	ehenhla ka nhloko	Loko u tsala nkarhi ku suka eka wachi ya analogi, u tirhisa marito ya "ehenhla ka nhloko". Xik: i 8 ehenhla ka nhloko. 
odd number	A number that is not divisible by 2. E.g. 3, 15, 29, 55.	nhlayo fadzenga	Nomboro leyi nga avanyisekiki hi 2. Xik: 3, 15, 29, 55
on top of (position)	When something is above something else. E.g. The ball is on top of the box. 	ehenhla ka (ndhawu)	Loko xanchumu xi ri ehenhla ka nchumu wun'wana. Xik: Loko xanchumu xi ri ehenhla ka nchumu wun'wana. 
one-to-one correspondence	When one thing can be matched to another thing. E.g. If there are 3 children and 3 sweets there is a one-to-one correspondence between children and sweets.	ku fambisana ka nchumu wun'we na nchumu wun'wana.	Ku fambisana ka nchumu wun'we na nchumu wun'wana. Xik: Loko ku ri na vana vanharhu na 3 wa malekere ku na ku fambisana ka nchumu wun'we na nchumu wun'wana exikarhi ka vana na malekere.
opposite	In a position across from something else. E.g. The circle and the square are on opposite sides of the card. 	Ku langutana	Lexi langutaneke ni xin'wana xo hambana na xona 
opposite (position)	On the other side. E.g. When you and your friend sit on either side of a desk at school, you are sitting on opposite sides of the desk.	Mfularhelo (ndhawu)	Eka tlhelo lerin'wana. Xik: Loko wena na munghana wa wena mi tshamile eka matlhelo hinkwawo ya desika exikolweni, mi tshamile eka matlhelo lama nga fularhelana ya desika.

Maths word	Explanation/diagram	Rito ra matematiki	Dayigiramu/nhlamuselo
order/ordering	To order means to sort. You can sort numbers or shapes according to size.	xaxameta/ku xaxameta	Ku xaxameta swi vula ku hlawula. U nga hlawula tinomboro kumbe swivumbeko ku ya hi sayizi.
ordinal numbers	Positions are given by ordinal numbers. E.g. First, second, third, fourth, etc. according to the number in a display. 	tinomboro leti landzelelanaka	Swiyimo swi nyikiwa hi tinomboro leti landzelelanaka. Xik: Xo rhangha, xa vumbirhi, xa vunharhu, xa vumune sweswo sweswo, ku ya hi nomboro leyi kombisiweke. 
organise (data)	When you collect data you get all sorts of answers and they are not sorted out into categories. When you sort out the data, you organise it.	lulamisa (switiviwa)	Loko u hlangeleta vuxokoxoko bya switiviwa u kuma tinxaka hinkwato ta tinhlamulo kasi a ti lulamisiwangi ti vekiwa hi minkhetekanyo. Loko u hlawula switiviwa u le ku lulamiseni.
orientation	Direction.	tlhelo	Tlhelo
over	Higher than, e.g. the roof is over my head; above and to the other side, e.g. the ball went over the fence.	ehenhla	Ku tlakuka ku tlula, xik. lwangu ri le henhla ka nhloko ya mina; ehenhla naswona halahaya, xik. bolo yi tlulele halahaya ka darata.
Pp			
pace(s)	A pace is a step that you take. The length of a pace is used to measure the lengths of other things, such as the length of your classroom. 	(ma-) goza	Goza i xitepe lexi u xi tekaka loko u famba. Vulehi bya goza byi tirhisiwa ku pima vulehi bya swilo swin'wana, swo tanihi ku leha ka tilasi ya n'wina. 
pair	Put two things together (verb). Or, two of the same kind of thing (noun).	Phera/phere	Patsa swilo swimbirhi (riendli). Kumbe, swilo swimbirhi swo fana (riviti).
past/to (time)	When you tell the time: if it is not exactly 3 o'clock (for example), it could be before 3 (e.g. 15 minutes to 3 o'clock) or after 3 (e.g. 15 minutes past 3 o'clock).	ku bile/ku ya eka (nkarhi)	Loko u hlamusela nkarhi kutani swi kumeka leswaku a yi si va awara ya 3 ehenhla ka nhloko (xikombiso, ku nga va 15 wa timinete ku ya eka awara ya 3 kumbe 15 wa timinete ku bile awara ya 3).



Maths word	Explanation/diagram	Rito ra matematiki	Dayigiramu/nhlamuselo
pattern	<p>Something which has a regular form or design that you could repeat. When designs are repeated or a rule can be found for a number sequence we have found a pattern. E.g. 4, 7, 10, ... (Pattern – add 3 each time, starting at 4.)</p>  <p>(Pattern – triangle, square, circle, repeated.)</p>	patironi	<p>Xanchumu lexi nga na xivumbeko xo ringanela kumbe dizayini leyi u nga yi vuyelelaka. Loko tidizayini ti vuyeleriwa kumbe nawu wu nga kumeka eka ndzandzelelano wa tinomoro lowu hi wu kumeke eka patironi. 4, 7, 10, ... (Patironi – hlanganisa na 3 nkarhi wun'wana na wun'wana, u sungula eka 4.)</p>  <p>(Patironi –yinhlantarhu, xikwere, xirhendzevutana swa vuyeleriwa.)</p>
pay	<p>Hand over money in exchange for goods. E.g. If you pay for a loaf of bread at the shops you give money to the cashier.</p>	hakela	<p>Ku nyiketa mali leswaku u kota ku kuma swilo. Xik: loko u hakelela lofo ra xinkwa evhengeleni u humesa mali u yi nyika muxavisi.</p>
perimeter	<p>The distance around a shape. E.g. The perimeter of the square with sides 2 cm long will be: $2\text{ cm} + 2\text{ cm} + 2\text{ cm} + 2\text{ cm} = 8\text{ cm}$. If a shape has curved sides you can use a piece of string to find the perimeter – place the string carefully along the whole border of the shape, then straighten it out and see how much string was needed to go around the shape.</p>	ndzhendzeleko	<p>Mpfhuka wa xivumbeko. Xik: Ndzhendzeleko wa xikwere lexi nga leha ku ringana 2 cm wu ta va $2\text{ cm} + 2\text{ cm} + 2\text{ cm} + 2\text{ cm} = 8\text{ cm}$. Loko xivumbeko xi ri na matlhelo ya xirhendzevutana u nga tirhisa swiphemu swa ngoti ku kota ku kuma ndzhendzeleko – veka ngoti emakumu ya xirhendzevutana, kutani u yi loloxa kutani u xiya ngoti leyi lavekaka ku kota ku rhendzela xivumbeko.</p>
physical objects	<p>Real things. E.g. Things which you work with when you count, such as stones, counters or blocks.</p>	swilo leswi khomekaka	<p>Swilo swa xiviri. Xik: Swilo leswi u swi tirhisaka loko u hlayela, swo fana na maribye, swihlayelo kumbe tibuloko.</p>
pictograph (data)	<p>A pictograph is a data graph which uses pictures to represent the data.</p> 	girafu (switiviwa)	<p>Girafu ya switiviwa yi tirhisa swifaniso ku yimela switiviwa</p> 





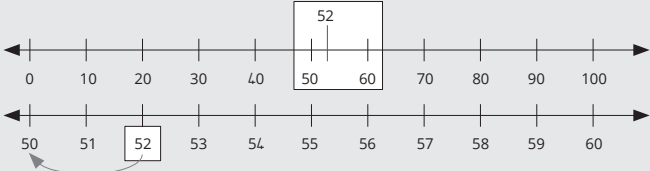
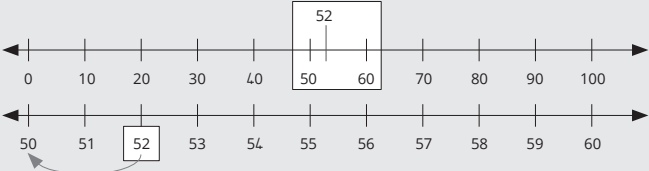
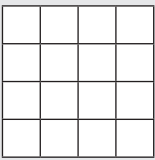
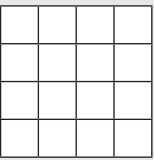
Maths word	Explanation/diagram	Rito ra matematiki	Dayigiramu/nhlamuselo
place value	<p>In our number system, the value of a digit depends on its place, or position, in the number. Each place has a value of 10 times the place to its right. The place values used in Grade 2 are tens and units.</p> <p>E.g. This drawing shows the number 24 sticks.</p> <p>The place value of the 2 is tens. (We can also say the 2 is in the tens place.)</p>	nkoka wa ndhawu	<p>Eka sisteme ya hina ya tinomboro, sisteme ya tinomboro ya xikhume, nkoka wa dijiti wu lawula hi ndhawu ya yona kumbe xiyimo xa yona eka nomboro. Ndhawu yin'wana na yin'wana yi na nkoka wa ka khume wa ndhawu exineneni xa yona. Nkoka wa tindhawu lowu tirhisiwaka eka Giredi ya 2 i vukhume na tiyuniti (yun'we). Xik: Xifaniso lexi xi kombisa nhlayo ya 24 wa tinhonga. Nkoka wa ndhawu ya 2 i vukhume. (Hi nga tlhela hi vula leswaku 2 yi le ka ndhawu ya vukhume).</p>
plus	Add.	hlanganisa	engetela
popular (most/least)	<p>Something which is well liked. E.g. The most popular item is liked the most (yellow flowers). The least popular thing is liked the least (purple flowers).</p>	tolovelekeke (kutlula/katsongo)	<p>Nchumu lowu rhandziwaka kahle. Xik: Nchumu lowu tollovelekeke kutlula yin'wana wu rhandziwa ku yi tlula (xitshopana). Lowu tollovelekeke katsongo wu rhandziwa katsongo (xivunguvungu).</p>
position	<p>The place where something is, compared to other things that are around it. E.g. the position of the ball is on top of the box.</p>	xiyimo	<p>Ndhawu ya laha xanchumu xi pimanisiwaka na swin'wana swilo leswi nga kona ekusuhi na xona. Xik: Xiyimo xa bolo hi le henhla ka bokisi.</p>

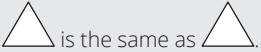



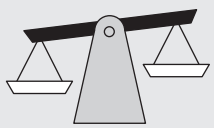
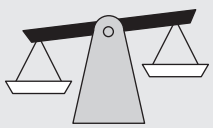




Maths word	Explanation/diagram	Rito ra matematiki	Dayigiramu/nhlamuselo
practical problems	Problems which relate to real things. You may come across these problems in your everyday life. Maths can sometimes be used to help you solve practical problems. E.g. If you want to sell scones at school to raise money and you sell each scone for R3,00 how many scones must you sell to make R30?	swiphiqo leswi tirhekaka	Swiphiqo leswi yelanaka na swilo leswi humeelaka evuton'wini. U nga hlangana na swiphiqo leswi evuton'wini bya wena bya masiku hinkwawo. Matematiki nkarhi wun'wana yi nga ku pfuna ku ololoxa swiphiqo leswi tirhekaka. Xik: Loko u lava ku xavisa makokisi exikolweni hi xikongomelo xo lava ku tlakusa nkwama wa timali kutani u xavisa kokisi rin'we hi R3,00, xana u ta xavisa makokisi mangani leswaku u kuma R30?
predict	To make a guess about what will happen based on information that you have.	bvumba	Ku kumbetela leswi nga ta endleka hikuya hi vuxokoxoko lebyi u nga na byona.
predictable	In an expected way. E.g. Patterns behave in a way that is predictable. You can use the rule of the pattern to predict (work out) what another term in the pattern will be.	leswi nga vhumbiwaka	Hi laha swi languteriweke hakona. Xik: Tipatironi ti va hi ndlela leyi nga vhumbiwaka. U nga tirhisa nawu wa patironi ku vhumba (ku kuma) leswi theme leyi landzelaka yi nga ta va swona.
prediction	A prediction is a guess (not a wild guess, you think carefully about it) about something happening a certain way.	ku bvumba	Ku bvumba i ku kumbetela (ku nga ri ku kumbetela ka le munyameni, kambe u ehleketa swinene hi swona) mayelana na nchumu lowu humeelaka hi ndlela yo karhi.
prism	A geometric shape that has a base that can vary but the other faces are all rectangles or squares. A cube is a special prism which has all of its faces squares. E.g. 	phirizimu	I xivumbeko xa jometiri lexi nga na tshaku leri hambahambanaka kambe matlhelo i ya xivumbeko xa bokisi kumbe xikwere. Khiyubu i phirizimu yo hlawuleka leyi matlhelo ya yona hinkwawo ma nga swikwere. Xik: 
problem	The word "problem" is sometimes used for a "question" in maths. E.g. "Solve the following problems" is an instruction to find the solutions (answers) to some given questions.	xiphiqo	Rito "xiphiqo" nkarhi wun'wana eka matematiki ri tirhisiwa ku vula "xivutiso". Xik: "Ololoxa xiphiqo lexi landzelaka" i xileriso xa leswaku u kuma xitshunxo (tinhlamulo) ta swivutiso leswi nyikiweke.
problem solving	When you solve maths problems by thinking through the given information. You could use drawings or models to help you.	ku ololoxa swiphiqo	Loko u ololoxa swiphiqo swa matematiki hi ku ehleketa hi vuxokoxoko lebyi nyikiweke. U nga tirhisa swifaniso kumbe mimodlele ku ku pfuna.
public holidays	Days which are given as holidays by the government. E.g. In South Africa June 16 is a public holiday.	tiholideyi ta mani na mani	Masiku lama nyikiweke tanihi tiholideyi hi mfumo. Xik: E Afrika-Dzonga siku ra 16 Khotavuxika i holideyi ya mani na mani.




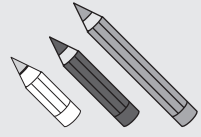
Maths word	Explanation/diagram	Rito ra matematiki	Dayigiramu/nhlamuselo
pyramid	A geometric shape that has a base that can change but all of the other faces are triangles. 	phiramidi	Xivumbeko xa jometiri lexi nga na tshaku leri nga cincaka kambe tinghohe letin'wana hinkwato i tinhlanharhu. 
Qq			
quarter	A fraction that is made by finding four equal sized parts of the whole. E.g. 	kotara	Furakixini leyi endlwaka hi ku kuma swiphemu swa mune leswi ringanaka swa xiheri. Xik: 
quarter of an hour	The length of time when an hour is divided into four equal parts. Each part is 15 minutes. There are 15 minutes in a quarter of an hour. There are 45 minutes in three quarters of an hour.	kotara ya awara	Ku leha ka nkarhi loko awara yi avanyisiwile eka swiphemu swa mune leswi ringanaka. Xiphemu xin'wana na xin'wana xi na 15 wa timinete. Ku na 15 wa timinete eka kotara ya awara. Ku na 45 wa timinete eka nharhu-xa-mune xa awara.
Rr			
rands and cents	Money values used in South Africa. 	tirhandi na tisente	Nkoka wa mali leyi tirhisiwaka e Afrika-Dzonga. 
recognise	Know what something looks like.	ku tiva	Ku tiva leswi xanchumu xi nga xiswona.
record	Write something down. E.g. Record your answer means "write down your answer". Record the data items means "write down the data facts that you find".	rhekhoda	Tsala nchumu. Xik: Ku rhekhoda nhlamulo ya wena swi vula leswaku "tsala nhlamulo ya wena". Ku rhekhoda vuxokoxoko bya switiviwa swi vula ku tsala vuxokoxoko bya switiviwa leswi u swi kumaka.
rectangle	A shape with 4 straight sides and 4 square corners. Opposite sides are equal. 	rekthengula	Xivumbeko lexi nga na 4 wa matlhelo yo olokokathwi na 4 wa tikhona ta xikwere. 



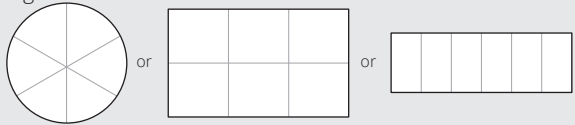
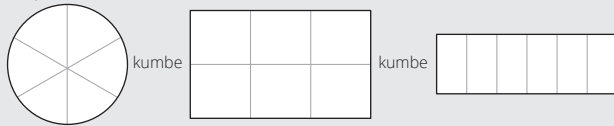
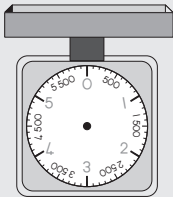
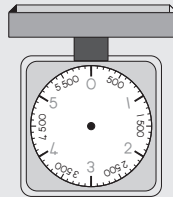


Maths word	Explanation/diagram	Rito ra matematiki	Dayigiramu/nhlamuselo
regular pattern	A pattern that increases in the same way. E.g. Numeric patterns that get bigger by 15 each time – 15, 30, 45, 60, 75, ... This is a regular pattern – you can work out more terms in the sequence because you can identify the rule behind the regular increases in the pattern.	patironi ya ntolovelo	Patironi leyi engetelekaka hi ndlela leyi fanaka. Xik: patironi ya tinomboro leyi kulaka hi 15 nkarhi wun'wana na wun'wana – 15, 30, 45, 60, 75 ... Leyi i patironi ya ntolovelo– u nga kota ku kuma titheme eka ndzandzelelano hikuva u nga kota ku boxa nawu wa makurisele ya patironi.
religious festivals	Days on which people of a given religion celebrate something special. E.g. Easter, Diwali, Ramadan, Passover.	swinkhubyana swa vukhongeri	Masiku lama vanhu va vukhongeri byo karhi va tlangelaka nchumu wo hlawuleka. Xik: Paseka, Diwali, Ramadan.
remainder	Something that is left over. E.g. If I share 7 sweets between 2 children, each child gets 3 sweets and there is one sweet left over.	nsalo	Nchumu lowu salaka. Xik: Loko ndzi ava malekere ya 7 exikarhi ka vana va 2, n'wana un'wana na un'wana u ta kuma malekere ma 3 ku va na rin'we leri salaka.
repeat	Happen again. Say or write more than once.	vuyelela	Ku humelela nakambe. Vula kumbe u tsala ku tlula kan'we.
repeated addition	Adding the same number many times. E.g. $4 + 4 + 4 + 4 + 4 = 20$ (In this way we have found by repeated addition that five 4's is equal to 20.)	ku hlanganisa loku vuyeleriweke	Ku hlanganisa nomboro yin'we ko tala. Xik: $4 + 4 + 4 + 4 + 4 = 20$ (Hi ndlela leyi hi kumile leswaku hi ku vuyelela ku hlanganisa leswaku va-4 va ntlhanu va ringana na 20.)
represent (data)	Make a drawing to show the data that you have collected. E.g. A graph such as a pictograph is used to represent data.	ku yimela (switiviwa)	Ku endla xifaniso ku kombisa switiviwa leswi u swi kumeke. Xik: Girafu yo fana na girafu ya swifaniso yi tirhisiwa ku yimela switiviwa.
result	The answer.	mbuyelo	Nhlamulo.
reverse	To go in the opposite direction.	tlhenthla	Ku famba u hambana ni van'wana
right/right hand side	Your body has a left side and a right side. The right hand is on the right side of the body.	xinene /tlhelo ra voko ra xinene	Miri wa wena wu na tlhelo ra ximatsi na tlhelo ra tlhelo xinene. Voko ra xinene ri le ka tlhelo ra xinene ra miri wa wena.

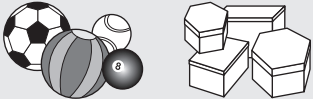
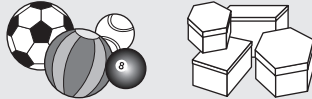




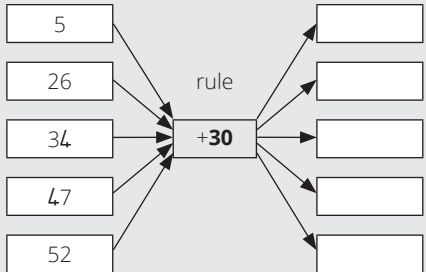
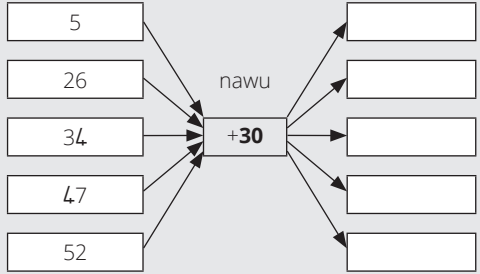


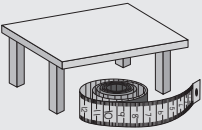
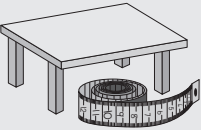
Maths word	Explanation/diagram	Rito ra matematiki	Dayigiramu/nhlamuselo
roll or slide	<p>This tin rolls on the curved surface but it slides on the flat surface of the can.</p> 	khunguluka kumbe rheta	<p>Xithinana lexi xi khunguluka endhawini leyi nga ya njhikwa kambe xa rheta eka ndhawu ya xiphepherhele ya xithinana.</p> 
rotate	<p>Turn around.</p>	rhendzeleka	Hundzuluka
round/curved sides	<p>An edge of a shape that is curved. E.g. A circle has a round (curved) edge.</p> 	Matlhelo ya xirhendzevutana/njhikwa	<p>Makumu ya xivumbeko lexi nga xa njhikwa. Xik: xirhendzevutana xi na makumu ya njhikwa.</p> 
rounding off	<p>When you want to simplify a situation you can round off a number – this means you make it a number that ends in zero. E.g. 52 rounded off to the nearest ten is 50.</p> 	ku yisa eka khume ra le kusuhi	<p>Loko u lava ku olovisa xiyimo u nga yisa nomboro eka khume ra le kusuhi. Leswi swi vula leswaku u endla nomboro yi hela hi ziro. Xik: 52 loko yi katsakanyiwile ku ya eka khume ra le kusuhi yi ta va 50.</p> 
rows and columns	<p>A set of objects or numbers can be arranged in order, often in rows and columns in a grid/array. E.g. The rows go across from left to right in the grid. The columns go from top to bottom in the grid.</p> 	tinxaxa na tikholomu	<p>Sete yaswilo kumbe tinomboro leti nga xaxametiwaka hi ndzandzelelano, ko tala ti hi tinxaxa kumbe hi tikholomu eka giridi/ nxaxamelo. Xik: Tinxaxa ta hingakanya ku suka eximatsini ku ya exineneni eka giridi. Tikholomu ti suka ehenhla ti ya ehansi eka giridi.</p> 

Maths word	Explanation/diagram		Rito ra matematiki	Dayigiramu/nhlamuselo	
Ss					
same as/ the same as	Equal to (in number). E.g. 5 is the same as $4 + 1$.	Of the same form or outline (shape). E.g.  is the same as  .	Ku fana na / swi fana na	Ringana na (eka nomboro). Xik: 5 yi fana na $4 + 1$.	Xa xivumbeko kumbe mpfampfarhuto lowu fanaka. Xik:  xa fana na  .
scale/balance scale	An instrument used to measure or compare the mass of different objects.		xikalu/xikalu xa ndzinganiso	Xitirho lexi tirhisiwaka ku pima kumbe ku ringanisa ntiko/masa wa swilo swo hambanahambana.	
sequence/ sequencing events	Things that happen (events) can be put in date/time order, when you are given their dates/times. This is called sequencing the events. E.g. The sequence of events in your day could be: eat breakfast, go to school, do your homework, eat supper, go to bed.		ndzandzelelano/ ku landzelelana ka swindleko	Swilo leswi humelelaka swi nga vekiwa hi nongonoko wa masiku/ nkarhi, loko u nyikiwile nkarhi na masiku ya swona. Leswi swi vitaniwa ndzandzelelano kumbe nxaxameto wa swindleko. Xik: Nxaxameto wa swindleko esikwini ra wena ku nga va: Ku dya swifihlulo, ku ya exikolweni, ku endla ntirhokaya wa wena, ku dya swakudya swo lalela, ku etlela. (Leswi a swi katsi swindleko hinkwaswo swa siku hinkwaro).	
shape	Form or outline. E.g. 		xivumbeko	Xivumbeko kumbe mpfampfarhuto. Xik: 	
shapes 2-D (2-dimensional shapes)	Shapes such as triangles, squares, rectangles, circles, etc. E.g. 		Swivumbeko swa matlhelo ya2	Swivumbeko swo fana na tinhlanharhu, swikwere, tirekthengula, swirhendzevutana, na swin'wana na swin'wana. Xik: 	

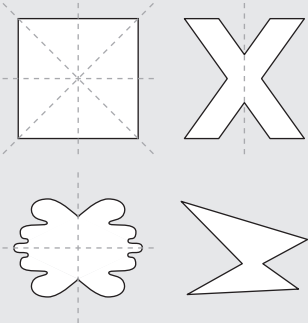
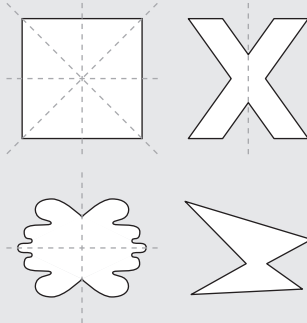




Maths word	Explanation/diagram	Rito ra matematiki	Dayigiramu/nhlamuselo
shared amongst/ between	We say "shared amongst" when we share out to more than two people and "shared between" when we share between 2 people. E.g. 24 sweets are shared amongst 6 boys. How many sweets will each boy get? 4 biscuits are shared between 2 girls. How many biscuits will each girl get?	Ku aviwa exikarhi ka	Hi vula leswaku swi "aviwa exikarhi ka" loko hi avela vanhu vambirhi kumbe vo tala. Xik: 24 wa malekere ya aviwa exikarhi ka 6 wa vafana. Xana mufana un'wana na un'wana u ta kuma malekere mangani? 4 wa mabisikiti ya aviwa exikarhi ka 2 wa vanhwanyana. Xana nhwanyana un'wana na un'wana u ta kuma mabisikiti mangani?
sharing equally	When you share by giving the same amount to each person. E.g. each child gets 2 pieces of bread.	ku avelana hi ku ringana	Loko u ava hi ku nyika ntsengo lowu fanaka eka munhu un'wana na un'wana. Xik: N'wana un'wana na un'wana u kuma 2 wa swilayi swa xinkwa.
sharing (division)	When you distribute objects among a certain number of people you are "sharing" the objects. You can divide numbers by finding out how you share them. E.g. If you have 12 flowers, and you share them equally among 4 children, how many flowers will each child get? ($12 \div 4 =$)  $12 \div 4 = 3$ Each child will get 3 flowers.	Ku ava (ku avanyisa)	Loko u ava swilo exikarhi ka nhlayo yo karhi ya vanhu u le ku aveni ka swilo. U nga avanyisa tinomboro hi ku kumisisa leswi u faneleke ku swi avisa xiswona. Xik: Loko u ri na swiluva swa 12, kutani u fanele ku swi ava exikarhi ka vana va 4, xana n'wana un'wana na un'wana u ta kuma swiluva swingani? ($12 \div 4 =$)  $12 \div 4 = 3$. N'wana un'wana na un'wana u ta kuma 3 wa swiluva.
short, shorter, shortest	You can compare the lengths of different objects using the words short, shorter, shortest. E.g. The grey pencil is short, the black pencil is shorter, the white pencil is the shortest. 	Koma, komanyana, koma swinene	U nga ringanisa vulehi bya swilo swo hambana u tirhisa koma, komanyana na koma swinene. Xik: Penisele leya punga yi komile, penisele leya ntima yi komilenyana, Penisele leya ku basa yi kome swinene. 
short time	When a little or small amount of time has passed, we say that something has taken a short time.	nkarhi lowutsongo	Loko nkarhi lowutsongo wu hundzile, hi ri nchumu wo karhi hu humelerile hi nkarhi lowutsongo.



Maths word	Explanation/diagram	Rito ra matematiki	Dayigiramu/nhlamuselo
side	When you look at something from the side of something, not from the front or back. E.g. This is the side view of a giraffe. 	tlhelo	Loko u languta xanchumu ku suka eka tlhelo ra xona kambe ku nga ri emahlweni kumbe endzhaku ka xona. Xik lexi i xiyimo xa le tlhelo xa nhutlwa. 
sixth/sixths	A fraction that is made by finding six equal sized parts of the whole. E.g. 	Vuntsevu /xantsevu	Xiphemu/furakixini leyi endliweke hi ku kuma swiphemu swa ntsevu leswi ringanaka swa xiheri. Xik: 
size	How big or small something is. This refers to the dimensions or proportions of the object.	sayizi	Vukulu na vutsongo bya xilo. Leswi swi vula mimpimo ya swilo.
slower/slower than	Does not go quickly. E.g. The snail goes slowly. It goes slower than I can walk.	nonoka / nonokanyana ku tlula	A xi hatlisi. Xik: Humba yi famba hi ku nonoka. Yi famba hi ku nonoka ku tlula leswi ndzi fambisaka xiswona.
small demarcations	Little marks which are used to label a measuring scale. E.g. The small demarcations on this scale show the units (in grams) between 0 kg and 1 kg, 1 kg and 2 kg, and so on. 	mimfungho leyitsongo	Mimfungho leyitsongo leyi tirhisiwaka ku lebula xikalu xo pima. Xik: Mimfungho leyitsongo eka xikalu lexi yi kombisa tiyuniti (hi tigramu) exikarhi ka 0 kg na 1 kg, 1 kg and 2 kg, na swin'wana na swin'wana. 
small, smaller, smallest (shape)	Shapes come in different sizes and can be ordered according to their size. E.g. The first circle is small, the second circle is smaller, the third circle is the smallest. 	tsongo, tsongonyana, tsongo swinene (xivumbeko)	Swivumbeko swi ta hi tisayizi to hambanahambana naswona swi xaxametiwa ku ya hi tisayizi ta swona. Xik: xirhendzevutana xo sungula i xitsongo, xa vumbirhi i xitsongonyana, xa vunharhu i xitsongo swinene. 

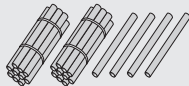
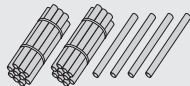










Maths word	Explanation/diagram	Rito ra matematiki	Dayigiramu/nhlamuselo
smaller than	The symbol < means smaller/less than. E.g. We read $4 < 9$ as "4 is less than 9". This is true because 4 is a smaller number than 9.	tsongo eka	Mfungo wa < wu vula tsongo eka/hansi ka. Xik: Hi hlaya $4 < 9$ tanihi "4 i yitsongo eka 9". Leswi i ntiyiso hikuva 4 i yintsongo eka nomboro ya 9".
smallest (number)	When we write numbers in order we will write them from the smallest to the biggest or from the biggest to the smallest. E.g. 32, 33, 34, 35, is written from the smallest to the biggest.	leyitsongo swinene (nomboro)	Loko hi tsala tinomboro hi ndzandzelelano hi ti tsala ku suka eka leyitsongo swinene ku ya eka leyikulu swinene kumbe hi suka eka leyikulu swinene hi ya eka leyitsongo swinene.
solution	The answer to a problem/question. E.g. Find the solution means "find the answer".	xitshunxo	Nhlamulo ya xiphiko/xivutiso. Xik: Kuma xitshunxo swi vula leswaku: "kuma nhlamulo".
something	An item, object or thing, e.g. There is something on my desk. I have something in my pocket.	xo karhi	Xilo, nchumu kumbe xin'wana, xik. Ku ni nchumu edesikeni ra mina. Ndzi ni nchumu ephakithini ra mina.
solve	Find the answer or solution to a problem.	ololoxa	Ku kuma nhlamulo kumbe xitshunxo xa xiphiko.
sort	To put into order. To arrange the same things into a group. E.g. The shapes have been sorted into balls and boxes. 	hlawula	Ku xaxameta swilo leswi fanaka swi va ntlawa. Xik: Swivumbeko swi hlawuriwile eka tibolo na mabokisi. 
sort data	To sort data you use categories. The categories give some of the different types into which the data can be sorted. E.g. Cars come in different colours. You can group cars by their colour, then the car colours form categories, such as red, green, white and blue. When you have sorted the data you will know how many of each category of data you have.	hlawula switiviwa	Ku hlawula switiviwa u fanele ku tirhisa minkhetekanyo. Minkhetekanyo yi ku nyika tinxaka to hambanahambana leti u nga hlawulaka switiviwa swa wena eka tona. Xik: Mimovha yi ta hi mihlovo yo hambanahambana. U nga ntlawahata mimovha ku ya hi muhlovo, kutani mihlovo ya mimovha yi vumba minkhetekanyo yo tanihi yo tshwuka, rihlaza, basa na wasi. Loko u hlawurile switiviwa u ta swi tiva leswaku ku na swingani eka nkhetekanyo wun'wana na wun'wana lowu u nga na wona.
sort (shapes)	Put things in order. E.g. These circles have been sorted from biggest to smallest. 	ku hlawula (swivumbeko)	Ku veka minchumu hi ku landzelelana. Xik: Swirhendzevutana leswi swi hlawuriwe hi ku suka eka lexikulu ku ya eka lexitsongo. 
spend	When you use money to buy things.	tirhisa	Loko u tirhisa mali ku xava swilo.





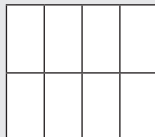
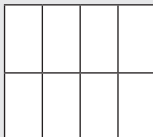
Maths word	Explanation/diagram	Rito ra matematiki	Dayigiramu/nhlamuselo		
sphere	A round 3-D object. The mathematical name for a ball. See ball shape.	xirhendzevutana	Nchumu wa xirhendzevutana wa 3 wa matlhelo. Vito ra ximatematiki ra bolo. Vona xivumbeko xa bolo.		
spider diagram	A diagram which gives input and output numbers and tells you what to do to turn the input into output. E.g. In this spider diagram you have to add 30 to all of the given input numbers to get the output. <div style="display: flex; justify-content: space-around; align-items: center;"> <div style="text-align: center;">input</div> <div style="text-align: center;">rule</div> <div style="text-align: center;">output</div> </div> 	dayigiramu ya pume	Dayigiramu leyi nyikaka tinomboro leti ngenisiwaka na tinomboro leti kumekaka no ku byela leswi u faneleke ku endla swona ku hundzula leswi ngenisiweke ku ya eka leswi kumekaka. Xik: Eka dayigiramu ya pume u fanele ku engetela 30 eka tinomboro hinkwato leti ngenisiwaka leswaku u kota ku kuma leswi kumekaka. <div style="display: flex; justify-content: space-around; align-items: center;"> <div style="text-align: center;">nghenisiwaka</div> <div style="text-align: center;">nawu</div> <div style="text-align: center;">kumekaka</div> </div> 		
square	A shape with 4 straight sides which are equal in length and 4 square corners.		xikwere	Xivumbeko lexi nga na 4 wa matlhelo lama ringanaka hi ku leha na 4 wa tikhona ta xikwere.	
standard cup	A cup which has an expected capacity of 250 ml.		khapu ya ntolovelo	khapu leyi nga na vundzeni lebyi toloveriweke bya 250 ml.	
standard unit	When you measure formally, you use standard units of length. E.g. If you measure the width of your school desk using a tape measure, you are using centimetres as a formal unit.		yuniti ya ntolovelo	Loko u pima hi ndlela ya mafundza, u tirhisa tiyuniti ta vulehi ta ntolovelo. Xik: Loko u pima vuanami bya desika ra wena u tirhisa thepe yo pima, u tirhisa tisentimitara tanihi yuniti ya mafundza.	
starting point	The point where you should begin. E.g. When you measure using a rule, the starting point is 0 (zero).		ndhawu yo sungula eka yona	Ndhawu leyi u sungulaka eka yona. Xik: Loko u pima u tirhisa rhula, laha u sungulaka kona hi le ka 0 (ziro).	

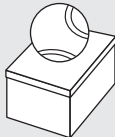
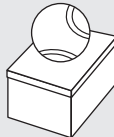
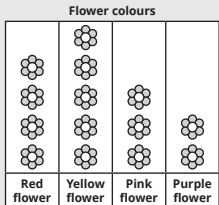
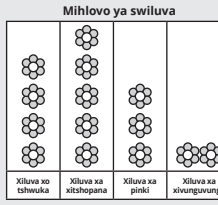
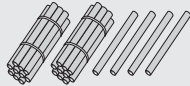
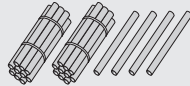
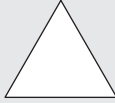

Maths word	Explanation/diagram	Rito ra matematiki	Dayigiramu/nhlamuselo
straight sides	An edge of a shape that is not curved. E.g. A square has straight edges.	matlhelo yo ololokathwi	Tlhelo ra xivumbeko leri nga riki ra njhikwa kumbe ra xirhendzevutana. Xik: Xikwere xi na matlhelo yo ololokathwi!
straight sides/round sides	A straight side is not curved and a round side is curved. E.g. A square has straight sides and a circle has round sides.	matlhelo yo ololoka thwi/matlhelo ya xirhendzevutana	Tlhelo ro ololokathwi a hi ra njhikwa kasi tlhelo ra xirhendzevutana i ra njhikwa. Xik: Xikwere xi na matlhelo yo ololoka thwi, xirhendzevutana xi na matlhelo ya xirhendzevutana.
strategy	A method for working something out.	qhingha	Maendlelo yo tirha xanchumu.
subtract	Take away.	susa	Hunguta.
subtraction	The operation that involves taking one number away from another number.	ku susa	Oparexini leyi katsaka ku susa nomboro yin'we eka yin'wana nomboro.
subtraction facts	The difference between numbers. E.g. $10 - 1 = 9$; $10 - 2 = 8$, etc.	tinhlayo to susa	Ku hambana exikarhi tinomboro. Xik: $10 - 1 = 9$; $10 - 2 = 8$, sw.sw.
sum	The answer you get when you add. E.g. The sum of 5 and 8 is 13.	ntsengo	Nhlamulo leyi kumekaka loko u hlanganisa. Xik: Ntsengo wa 5 na 8 i 13.
surface	The faces of a shape make up its surface – this is the outside area of a 3-D object. A surface can be flat or curved. E.g. A sphere has one curved surface, a cone has one curved surface and one flat surface (or face).	vuandlalo	Tinghohe ta xivumbeko ti vumba vuandlalo bya xona – laha hi le handle ka nchumu wa 3 wa matlhelo. Vuandlalo byi nga va bya xiphepherhele kumbe byi va bya xirhendzevutana. Xik: Xirhendzevutana xi na vuandlalo bya njhikwa, khoni yi na vuandlalo byin'we bya xirhendzevutana na byin'we bya xiphepherhele (kumbe nghohe).
symbol	A sign used to write something. E.g. The digits we use to write numbers are symbols. The operation signs are also symbols, of a different kind.	mfungho	Mfungho lowu tirhisiwaka ku tsala xanchumu. Xik: Tidijiti leti hi ti tirhisaka ku tsala tinomboro i mimfungho. Mimfungho ya matirhele na yona i mimfungho ya rixaka rin'wana ro hambana.
symmetrical	A shape which has the property of symmetry is called symmetrical.	ndzingano	Xivumbeko lexi nga na xihlawulekisi xa ndzingano xi vuriwa leswaku i xa ndzingano.


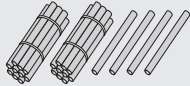
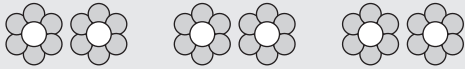
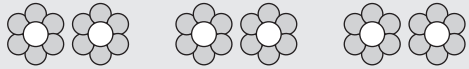


Maths word	Explanation/diagram	Rito ra matematiki	Dayigiramu/nhlamuselo
symmetry/line of symmetry	<p>We see symmetry in a shape when one half of it is a mirror image of the other half. The line of symmetry is the line we draw between the two symmetrical halves of the shape. E.g. Some shapes have one line of symmetry, others have more than one. Some shapes are not symmetrical.</p> 	ndzingano /ntila wa ndzingano	<p>Hi vona ndzingano eka xivumbeko loko hafu yin'we ya xona yi ri ndzhuti wa xivoni wa hafu leyin'wana. Ntila wa ndzingano i ntila lowu hi wu dirowaka exikarhi ka tihafu ta xivumbeko leti nga na ndzingano. Xik: swivumbeko swin'wana swi na ntila wun'we wa ndzingano, swin'wana swi na mintila yo tala. Swivumbeko swin'wana a swi na ndzingano.</p> 
Tt			
table	Mathematical information organised in columns and rows.	tafula	Vuxokoxoko bya matematiki lebyi longoloxiweke hi tikholomu na tinxaxa.
take away	Take away is another way of saying subtract. It is less formal.	hunguta	Hunguta i rito rin'wana ro vula ku susa.
taller	<p>More tall. E.g. This giraffe is taller than the buck.</p> 	ku leha ku tlula	<p>Ku leha ku tlula. Xik: Nhutlwa yi lehile ku tlula mhala.</p> 
tallest	<p>The one that has the most "height". E.g. The third giraffe is the tallest.</p> 	ku leha swinene	<p>Lexi nga leha swinene ku tlula swin'wana. Xik: Nhutlwa ya vunharhu hi yona leyi nga leha swinene.</p> 
tally	Using marks (called tallies) to keep a record of counting.	thali	Ku tirhisa mimfungho (leyi vuriwaka tithali) ku hlayisa rhekhodo ya ku hlayela.





Maths word	Explanation/diagram	Rito ra matematiki	Dayigiramu/nhlamuselo																								
tally table	<p>A table in which you record tally marks while you count up items. E.g.</p> <table border="1"> <thead> <tr> <th colspan="2">Favourite colour</th> </tr> <tr> <th>Colour</th> <th>Tally</th> </tr> </thead> <tbody> <tr> <td>Red</td> <td> </td> </tr> <tr> <td>Blue</td> <td> </td> </tr> <tr> <td>Yellow</td> <td> </td> </tr> <tr> <td>Green</td> <td> </td> </tr> </tbody> </table>	Favourite colour		Colour	Tally	Red		Blue		Yellow		Green		tafula ra tithali	<p>Kafula leri u tsalaka mimfungo eka rona loko u ri karhi u hlayela swilo. Xik:</p> <table border="1"> <thead> <tr> <th colspan="2">Muhlovo lowu rhandziwaka</th> </tr> <tr> <th>Muhlovo</th> <th>Thali</th> </tr> </thead> <tbody> <tr> <td>Wo tshwuka</td> <td> </td> </tr> <tr> <td>Wa wasi</td> <td> </td> </tr> <tr> <td>Wa xitshopana</td> <td> </td> </tr> <tr> <td>Wa rihlaza</td> <td> </td> </tr> </tbody> </table>	Muhlovo lowu rhandziwaka		Muhlovo	Thali	Wo tshwuka		Wa wasi		Wa xitshopana		Wa rihlaza	
Favourite colour																											
Colour	Tally																										
Red																											
Blue																											
Yellow																											
Green																											
Muhlovo lowu rhandziwaka																											
Muhlovo	Thali																										
Wo tshwuka																											
Wa wasi																											
Wa xitshopana																											
Wa rihlaza																											
teaspoon	<p>A measuring instrument for small quantities. A teaspoon has a capacity of 5 ml.</p>	xilepulana	Xipimo xa swilo leswitsongo. Xilepulana xi na vundzeni bya 5 ml.																								
techniques	<p>Ways of doing things. E.g. There are techniques for adding, such as breaking down and building up.</p>	maqhingha	<p>Maendlele ya swilo. Xik: Ku na maqhingha ya ku hlanganisa, tanihi hi ku tlhantlha na ku aka.</p>																								
telling the time	<p>When you say what the time is, you are telling the time.</p>	ku vula nkarhi	Loko u vula leswaku i nkarhi muni, u le ku vuleni ka nkarhi.																								
tens	<p>When things or objects come in groups of ten. E.g.</p>  <p>We can count: 10, 20. We can say: 2 groups of 10 or $10 + 10$ or 2×10.</p>	vukhume	<p>Loko minchumu yi famba hi mintlawa ya vukhume. Xik:</p>  <p>Hi nga hlayela: 10, 20 Hi nga vula leswaku: 2 wa mintlawa ya 10, kumbe $10 + 10$, kumbe 2×10.</p>																								

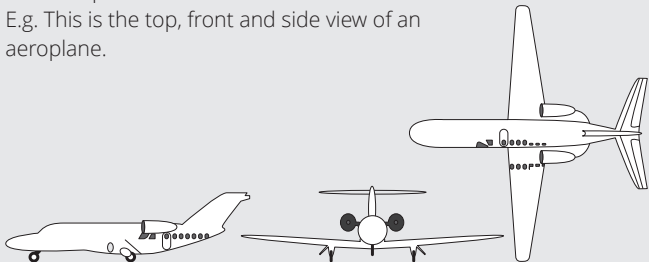

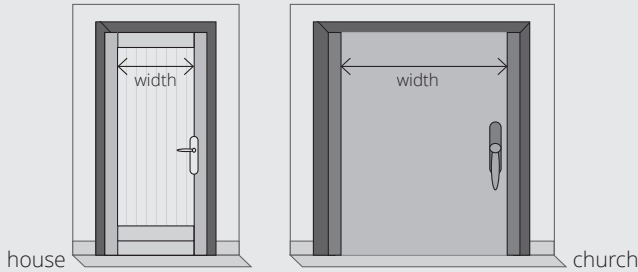
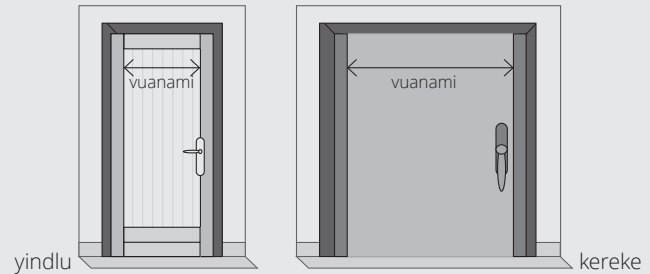
Maths word	Explanation/diagram	Rito ra matematiki	Dayigiramu/nhlamuselo
tens and units/ones	<p>In our number system, the decimal number system, the value of a digit depends on its place, or position, in the number. The place values used in Grade 2 are tens and units.</p> <p>E.g. How many sticks are there?</p>  <p>There are 24 sticks. When you write 24 there is a 2 in the tens place and a 4 in the units/ones place.</p>	vukhume na tiyuniti/vun'we	<p>Eka sisiteme ya hina ya tinomboro, sisiteme ya tinomboro ya xikhume, nkoka wa dijiti wu lawula hi ndhawu ya yona kumbe xiyimo xa yona eka nomboro. Nkoka wa tindhawu lowu tirhisiwaka eka Giredi ya 2 i vukhume na tiyuniti (vun'we).</p> <p>Xik: Xana ku na tinhonga tingani?</p>  <p>Ku na 24 wa tinhonga. Loko u tsala 24 ku na 2 endhawini ya vukhume na 4 endhawini ya tiyuniti/vun'we.</p>
thicker/thinner	<p>Words to describe the width (how wide) something is.</p> <p>E.g. This line  is thicker than that line .</p> <p>E.g. This book  is thinner than that book .</p>	bumbula / lala	<p>Marito lama tirhisiwaka ku hlamusela vukulu na vuanami bya xilo.</p> <p>Xik: Ntila lowu wu bumburile  ku tlula ntila lowo .</p> <p>Xik: Buku leyi  yi larile kutlula liya .</p>
thirds	<p>A fraction that is made by finding three equal sized parts of the whole.</p> <p>E.g.</p> 	xa-nharhu	<p>Furakixini leyi endliwaka hi ku kuma swiphemu swinharhu leswi ringanaka swa xiheri.</p> <p>Xik:</p> 
three-digit number	<p>A number which is written using three digits.</p> <p>E.g. 356 is a 3-digit number.</p>	nomboro ya tidijiti tinharhu	<p>Nomboro leyi tsariwaka hi ku tirhisa tidijiti tinharhu.</p> <p>Xik: 356 i nomboro ya tidijiti tinharhu</p>

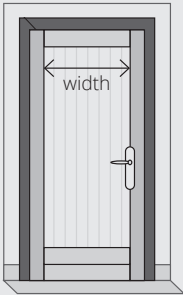
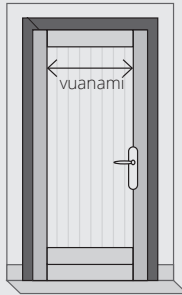
Maths word	Explanation/diagram	Rito ra matematiki	Dayigiramu/nhlamuselo
three quarters	<p>A fraction that is made by taking three of four equal sized parts of the whole, i.e. three quarters.</p> 	nharhu-xa-mune	<p>Furakixini leyi endliwaka hi ku teka swiphemu swinharhu leswi ringanaka eka swa mune swa xiheri, hi leswaku nharhu-xa-mune. Xik:</p> 
threes	<p>When things or objects come in groups of three. E.g.</p>  <p>We can count: 3, 6, 9, 12. We can say: 4 groups of 3 or $3 + 3 + 3 + 3$ or 4×3.</p>	Vunharhu	<p>Loko swilo swi ta hi mintlawa ya vunharhu. Xik:</p>  <p>Hi nga hlayela: 3, 6, 9, 12. Hi nga vula leswaku: 4 wa mintlawa ya 3 kumbe $3 + 3 + 3 + 3$ kumbe 4×3.</p>
tiling	<p>Cover a surface with tiles. Do not leave gaps or overlap the tiles. E.g. This surface has been tiled with rectangles.</p> 	ku thayila	<p>Xu pfala ndhawu hi tithaye. u nga siyi mavangwa kumbe ya tlandlakanya tithaye. Xik: Ndhawu leyi yi nghanisiwe tithaye ta tiyinhlamune.</p> 
time	Time is what a clock measures.	Nkarhi	Nkarhi hi leswi wachi yi pimaka swona.
time passed	<p>The amount of time between two events. E.g. The time passed between breakfast at 7 o'clock in the morning and lunch at 1 o'clock in the afternoon is 6 hours.</p>	nkarhi lowu hundzeke	<p>Ntsengo wa nkarhi exikarhi ka swiendleko swimbirhi. Xik: Nkarhi lowu hundzeke exikarhi ka swifihlulo hi 7 ehenhla ka nhloko nimpundzu na lanci hi awara ya 1 ehenhla ka nhloko ninhlekanhi i 6 wa tiawara.</p>
times tables	The basic multiplication facts. The multiples of all of the single digit numbers.	mimenthele	Matafula ya swa ku andzisa. Minyandziso ya tinomboro hinkwato ta dijiti yin'we.
today	The present day or this day.	namuntlha	Siku leri.
tomorrow	The day after today.	mundzuku	Siku leri landzelaka ra namuntlha.

Maths word	Explanation/diagram	Rito ra matematiki	Dayigiramu/nhlamuselo
top/on top (position)	When something is directly above something else. E.g. The ball is on top of the box. 	henhla/ ehenhla (ndhawu)	Loko nchumu wutikomba leswaku wu le ehenhla kanchumu wun'wanyana. Xik: Bolo yi le henhla ka bokisi. 
topic (data graph)	The heading of a graph that tells you what the graph is about. E.g. This graph is about the colours of flowers that were collected. 	nhlokomhaka (girafu ya switiwiwa)	Nhlokomhaka ya girafu leyi ku byelaka leswi girafu yi vulavulaka hi swona. Xik: Girafu yi vulavula hi mihlovo ya swiluva leswi hlengeleliweke. 
total (money)	The full amount due. E.g. If you spend R5, R3 and R21, the total you have spent is $R5 + R3 + R21 = R29$.	ntsengo (mali)	Mali hinkwayo leyi faneleke ku hakeriwa. Xik: Loko u tirhisa R5, R3 na R21, ntsengo wa mali leyi u yi tirhiseke i $R5 + R3 + R21 = R29$.
total value (number)	In our number system, the decimal number system, the value of a digit depends on its place, or position, in the number. Each place has a value of 10 times the place to its right. The place values used in Grade 2 are tens and units. E.g. This drawing shows 24 sticks. The total value of 2 in the tens place is 20. 	nkoka wa ntsengo (nomboro)	Eka sisiteme ya hina ya tinomboro, sisiteme ya tinomboro ya xikhume, nkoka wa dijiti wu lawula hi ndhawu ya yona kumbe xiyimo xa yona eka nomboro. Ndhawu yin'wana na yin'wana yi na nkoka wa ka khume wa ndhawu exineneni xa yona. Nkoka wa tindhawu lowu tirhisiwaka eka Giredi ya 2 i vukhume na tiyuniti (vun'we). Xik: Xifaniso lexi xi kombisa 24 wa tinhonga. Nkoka wa ntsengo wa 2 eka ndhawu ya vukhume i 20. 
triangle	A shape with three straight sides. 	yinhlanmarhu	Xivumbeko lexi nga na matlhelo manharhu yo ololokathwi! 

Maths word	Explanation/diagram	Rito ra matematiki	Dayigiramu/nhlamuselo
turn	To rotate (go around) a point. E.g. When you open a door using a round door-handle, you turn the handle.		hundzuluxa Ku rhendzelekisa xanchumu. Xik: Loko u pfula rivanti u tirhisa xikhomo xa rivanti xa xirhendzevutana, u rhendzelekisa xikhomo.
two-digit number	A number which is written using two digits. E.g. How many sticks are there? There are 24 sticks. 24 is a two-digit number.		nomboro ya tidijiti timbirhi Nomboro leyi tsariwaka ku tirhisiwa tidijiti timbirhi. Xik: Xana ku na tinhonga tingani? Ku na 24 wa tinhonga. 24 i nomboro ya tidijiti timbirhi.
twos	When things or objects come in groups of two. E.g.  We can count: 2, 4, 6. We can say: 3 groups of 2 or $2 + 2 + 2$ or 3×2 .	vumbirhi Loko swilo swi ta hi mintlawa ya swimbirhi-mbirhi. Xik:  Hi nga hlayela: 2, 4, 6 Hi nga vula leswaku: 3 wa mintlawa ya 2 kumbe $2 + 2 + 2$ kumbe 3×2	
Uu			
under	Beneath, e.g. put your head under the water; below, e.g. look under the desk.	ehansi Endzeni ka, xik. ngenisa nhloko endzeni ka mati; ehansi, xik. languta ehansi ka desika.	
underneath	When something is below something else. E.g. The ball is underneath the table. 	ehansi Loko xanchumu xi ri ehansi ka xin'wana. Xik: Bolo yi le hansi ka tafula.	
unit	Single items which can be counted to find out the total of number of items in a given group.	yuniti Swilo leswi fambaka hi xin'we leswi nga hlayeriwaka ku kota ku kuma ntsengo wa swilo leswi nga eka ntlawa lowu nyikiweke.	

Maths word	Explanation/diagram		Rito ra matematiki	Dayigiramu/nhlamuselo	
unitary fraction	A fraction which has a numerator value of 1.	$\frac{1}{5}, \frac{1}{7}, \text{etc.}$	furakixini ya vun'we	Xiphemu/furakixini leyi nga na nkoka wa nhlayohenhla ya 1.	$\frac{1}{5}, \frac{1}{7}, \text{sw. sw.}$
units/ones	Another name for one. A single item. E.g. In place value the ones place can also be called the units place.		tiyuniti/vun'we	Vito rin'wana ra n'we. Nchumu wun'we. Xik: Eka nkoka wa ndhawu, ndhawu ya vun'we yi nga tlhela yi vitaniwa ndhawu ya tiyuniti.	
unknown number	A number whose value you do not know and you need to find.		nomboro leyi nga tiwivi	Nomboro leyi ntikelo wa yona u nga wu tiviki naswona u faneleke ku wu kuma.	
up	The opposite of down. E.g. I pick the cup up from the table. This arrow is pointing up.		henhla	Ritofularha ra hansi. Xik: Ndzi susile bikiri ehenhla ka fafula. Nseve lowu wu kombetele ehenhla.	
Vv					
value	The value of something is how much that thing is worth. Numbers represent values.		nkoka	Nkoka wa xanchumu i ntikelo lowu xi nga na wona. Tinomboro ti yimela no nkoka.	
vertical	Going up and down. E.g. The lines on the girl's dress are vertical. They go from top to bottom.		thwixi!	Ku ya ehenhla na le hansi. Xik: Tilayini erhokweni ya nhwanyana i to thwixi. Ti suka ehenhla ti ya ehansi.	

Maths word	Explanation/diagram	Rito ra matematiki	Dayigiramu/nhlamuselo
views (top view, side view, front view)	<p>What you see when you look at a shape from different positions. E.g. This is the top, front and side view of an aeroplane.</p> 	ku languta (ku languta ku suka ehenhla, ku languta ku suka etlhello, ku languta ku suka emahlweni)	<p>Leswi u swi vonaka loko u languta xivumbeko ku suka eka tindhawu to hambana. Xik: lexi i xifaniso xa xihahampfhuka ku suka ehenhla, etlhello na le mahlweni.</p> 
volume	The amount of space occupied by an object.	vholumo	Ntsengo wa ndhawu leyi tekiwaka hi xilo.
Ww			
week	See day. There are 7 days in a week.	vhiki	Vona siku. Ku ni masiku ya 7 evhikini.
whole	All, everything, total amount. All of the parts together.	xiheri	Hinkwaswo, ntsengo hinkwawo, swiphemu hinkwaswo loko swi hlanganile.
whole number	Whole numbers are counting numbers starting from 0. E.g. 0, 1, 2, 3, 4, 5, 6, ...	nhlayo xiheri	Tinhlayoxiheri i tinomboro leti hlakeriwaka ti sungula eka 0. Xik: 0, 1, 2, 3, 4, 5, 6, ...
wider	<p>More wide. E.g. This house door is wide but the church door is wider.</p> 	ku anamanyana	<p>Ku anamanyana. Xik: Nyangwa wa yindlu leyi wu anamile kambe nyangwa wa kereke wu anamilenyana.</p> 

Maths word	Explanation/diagram	Rito ra matematiki	Dayigiramu/nhlamuselo
width	<p>The distance across from side to side of an object. E.g. The width of this door is 80 cm.</p> 	vuanami	<p>Mpfhuka wo suka eka tlhelo rin'wana ra xilo ku ya eka lerin'wana. Xik: Vuanami bya nyangwa i 80 cm</p> 
word problems	<p>Maths problems which are stated using words and numerals. They sometimes have diagrams.</p>	swiphiqo swa marito	<p>Swiphiqo swa matematiki leswi vuriwaka hi ku tirhisa marito na tinomboro. Nkarhi wun'wana swi tlhela swi va na tidayigiramu</p>
Yy			
year	<p>A year is a period of time that is 12 months long. The calendar year we use has 365 days (366 in a leap year).</p>	lembe	<p>Lembe i nkarhi lowu hlanganisaka tin'hweti ta 12. Lembe ra khalendara leri hi ri tirhisaka ri na masiku ya 365 (366 eka lembe-tlula).</p>
yesterday	<p>One day ago.</p>	tolo	<p>Siku leri nga hundza. Siku ra le mahlweni ka namuntlha.</p>

